



SADDLE RIVER
CAPITAL MANAGEMENT LLC

ETF OUTLOOK

FEB 2008

WWW.SADDLERIVERCAPITAL.NET

Four SRCM ETF Portfolios Ahead of The Market in January

The three most conservative SRCM ETF portfolios are ahead of the market in January. The Income & Preservation ETF portfolio was ahead of the S&P 500 index by 4.16% in the month.

The new High Net Worth ETF portfolio that is modeled after the David Swensen Yale endowment portfolio was ahead of the market by 3.58% for the month. That was a great start for a portfolio that is designed to preserve capital and match or beat the market in return each year.

The HNW ETF Portfolio has a 20% allocation to alternative investments and real assets.

For more information on the HNW ETF Portfolio or any of the other five ETF portfolios managed by Saddle River Capital Management, please email dick@saddlerivercapital.net or call Dick Wolfe at 201-391-4500.

Commodities, Metals & Home Builders Lead the Month

The top ten performers for the month include silver, metals, agriculture & home builders.

The losers for the month include Oil, semiconductors, internet & China.

Van Eck Launches Coal ETF

The Van Eck Market Vectors-Coal ETF (KOL) has been launched to track the

Coal market. It will track the Stowe Coal Index which covers 60 world coal companies. KOL charges .65%.

Van Eck Launches Muni Bond ETF

Van Eck has launched the Market Vectors-Lehman Brothers AMT-Free Long Municipal Index ETF (MLN). It includes fixed rate bonds with durations of at least 17 years.

MLN charges .24%.

GreenHaven Commodity Services of Atlanta Launches Commodity ETF

The GreenHaven Continuous Commodity Index ETF (GCC) is an equal weighted portfolio of 17 commodity futures in the CRB commodity index. It will charge .85%.

Van Eck Launches Gaming ETF

The Market Vectors Gaming ETF (BJK) has been launched by Van Eck Global. It will track the S-Network Global Gaming Index that covers 69 world gaming companies.

It charges .65%.

Claymore Launches A Small Cap China ETF

The Claymore/AlphaShares China Small Cap Index ETF (HAO) has been launched by Claymore. The index follows 120 companies with market caps between \$200 million and \$1.5 Billion. It charges .70%.

(continued on page 10)

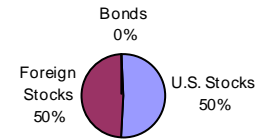
SADDLE RIVER CAPITAL MODEL ETF PORTFOLIOS - JAN 2008

AGGRESSIVE GROWTH

Total Return Month	Total Return Quarter	Total Return YTD	Total Return 1 Yr
-8.80%	-8.80%	-8.80%	1.66%

Value of a \$10,000 investment made from portfolio inception (12/31/2003): \$16,484

Asset Allocation

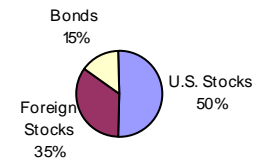


GROWTH

Total Return Month	Total Return Quarter	Total Return YTD	Total Return 1 Yr
-6.67%	-6.67%	-6.67%	1.77%

Value of a \$10,000 investment made from portfolio inception (12/31/2003): \$15,382

Asset Allocation

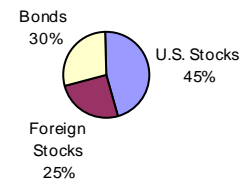


GROWTH & INCOME BLEND

Total Return Month	Total Return Quarter	Total Return YTD	Total Return 1 Yr
-5.08%	-5.08%	-5.08%	2.75%

Value of a \$10,000 investment made from portfolio inception (12/31/2003): \$14,714

Asset Allocation

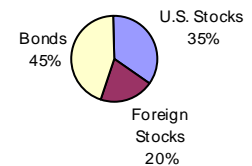


GROWTH & INCOME

Total Return Month	Total Return Quarter	Total Return YTD	Total Return 1 Yr
-3.17%	-3.17%	-3.17%	3.53%

Value of a \$10,000 investment made from portfolio inception (12/31/2003): \$13,944

Asset Allocation

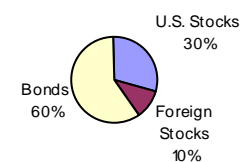


INCOME & PRESERVATION

Total Return Month	Total Return Quarter	Total Return YTD	Total Return 1 Yr
-1.50%	-1.50%	-1.50%	4.21%

Value of a \$10,000 investment made from portfolio inception (12/31/2003): \$13,310

Asset Allocation



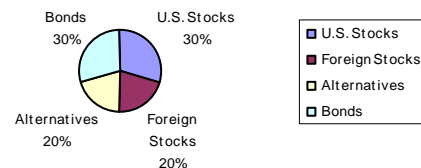
SADDLE RIVER CAPITAL MODEL ETF PORTFOLIOS - JAN 2008

HIGH NET WORTH

Total Return Month	Total Return Quarter	Total Return YTD	Total Return 1 Yr
-2.54%	-2.54%	-2.54%	—%

Value of a \$10,000 investment made from portfolio inception (12/31/2007): \$9,745

Asset Allocation



ETF SCORECARD - JAN 2008

INDEX RETURNS

	JAN	QTR	YTD
S&P 500 Price Index	-6.12%	-6.12%	-6.12%
NASDAQ Composite	-9.89%	-9.89%	-9.89%
MSCI EAFE	-9.29%	-9.29%	-9.29%

Top 10 Best Performers for the Month

Name	Ticker	Total Return				30 Day Avg Volume
		Month	Quarter	YTD	1 Yr	
Claymore MacroShares Oil Down Tradeable Tr	DCR	31.70%	31.70%	31.70%	-29.90%	60420
Ishares Dow Jones US Home Construction	ITB	18.70%	18.70%	18.70%	-50.30%	748109
Powershares Financial Preferred	PGF	16.50%	16.50%	16.50%	-2.10%	158491
Ishares Silver Trust	SLV	14.40%	14.40%	14.40%	24.40%	640156
SPDR S&P Homebuilders	XHB	13.70%	13.70%	13.70%	-41.90%	7408786
Powershares DB Silver	DBS	13.00%	13.00%	13.00%	20.90%	26877
Powershares DB Agriculture	DBA	12.10%	12.10%	12.10%	44.60%	1991778
Ishares COMEX Gold Trust	IAU	11.00%	11.00%	11.00%	41.10%	347848
StreetTracks Gold Shares	GLD	10.80%	10.80%	10.80%	41.00%	10471502
Powershares DB Base Metals	DBB	10.70%	10.70%	10.70%	6.90%	53182

Top 10 Worst Performers for the Month

Name	Ticker	Total Return				30 Day Avg Volume
		Month	Quarter	YTD	1 Yr	
Powershares Wilderhill Clean Energy	PBW	-21.30%	-21.30%	-21.30%	23.90%	1736926
Powershares Golden Dragon Halter USX China	PGJ	-19.50%	-19.50%	-19.50%	31.60%	978959
Oil Services Holders	OIH	-16.80%	-16.80%	-16.80%	15.20%	8035160
Ishares FTSE/Xinhua China 25	FXI	-15.50%	-15.50%	-15.50%	40.80%	8810622
Ishares FTSE/Xinhua China 25	FXI	-15.50%	-15.50%	-15.50%	40.80%	8810622
Powershares Dynamic Semiconductors	PSI	-15.10%	-15.10%	-15.10%	-16.00%	74785
Ishares Dow Jones US Oil Equipment Index	IEZ	-15.00%	-15.00%	-15.00%	23.20%	82567
Internet Holders	HHH	-14.80%	-14.80%	-14.80%	-8.40%	249970
SPDR S&P Semiconductor	XSD	-14.40%	-14.40%	-14.40%	-18.80%	165410
Powershares Dynamic Oil & Gas Services	PXJ	-14.30%	-14.30%	-14.30%	21.30%	216737

Name	Ticker	Total Return				30 Day Avg Volume
		Month	Quarter	YTD	1 Yr	
Large Cap						
Growth						
Ishares Russell 1000 Growth Index	IWF	-7.90%	-7.90%	-7.90%	-0.10%	4592874
Vanguard Growth Vipers	VUG	-8.00%	-8.00%	-8.00%	0.90%	600657
StreetTracks DJ Wilshire Large Cap Growth	ELG	-8.20%	-8.20%	-8.20%	-0.90%	57795
Ishares Russell 3000 Growth Index	IWZ	-8.20%	-8.20%	-8.20%	-0.40%	142022
Ishares S&P 500 Growth Index	I VW	-8.50%	-8.50%	-8.50%	-1.70%	1317574
Ishares Morningstar Large Growth Index	JKE	-9.50%	-9.50%	-9.50%	-0.90%	81123
Fidelity Nasdaq Composite Index	ONEQ	-10.10%	-10.10%	-10.10%	-3.00%	31296
First Trust IPOX - 100 Index	FPX	-10.40%	-10.40%	-10.40%	-0.80%	13666
Powershares Dynamic Large Cap Growth	PWB	-11.60%	-11.60%	-11.60%	-2.80%	458126
Nasdaq 100 Trust Index	QQQQ	-11.90%	-11.90%	-11.90%	2.70%	NM
Powershares Dynamic Agg Growth	PGZ	-12.60%	-12.60%	-12.60%	-2.00%	9170
Powershares ValueLine Timeliness Select	PIV	-14.40%	-14.40%	-14.40%	-3.90%	159245
Blend						
Claymore/Zacks Yield Hog	CVY	1.80%	1.80%	1.80%	-8.40%	29024
Wisdom Tree High Yielding Equity	DHS	0.90%	0.90%	0.90%	-5.90%	35500
Powershares High Growth Rate Div Achievers	PHJ	0.30%	0.30%	0.30%	-10.10%	13001
Wisdom Tree Dividend Top 100	DTN	-1.30%	-1.30%	-1.30%	-4.50%	52440
Wisdom Tree Large cap Dividend	DLN	-2.90%	-2.90%	-2.90%	-2.40%	51645
Wisdom Tree Total Dividend	DTD	-3.00%	-3.00%	-3.00%	-4.10%	23866
Rydex S&P Equal Weight	RSP	-4.30%	-4.30%	-4.30%	-5.60%	693088
Powershares FTSE RAFI US 1000	PRF	-4.80%	-4.80%	-4.80%	-4.90%	188580
Vanguard Dividend Appreciation	VIG	-5.30%	-5.30%	-5.30%	-1.40%	111752
StreetTracks Total Market ETF	TMW	-5.30%	-5.30%	-5.30%	-2.10%	30547
Vanguard Pacific Stock Vipers	VPL	-5.50%	-5.50%	-5.50%	-2.00%	214510
Claymore/Sabrient Defender	DEF	-5.60%	-5.60%	-5.60%	-5.70%	11385
Ishares Russell 1000 Index	IWB	-5.90%	-5.90%	-5.90%	-3.00%	2790315
Ishares S&P 1500 Index	ISI	-6.00%	-6.00%	-6.00%	-2.80%	60214
Ishares Morningstar Large Core Index	JKD	-6.00%	-6.00%	-6.00%	0.00%	19048
Ishares Russell 3000 Index	IWV	-6.00%	-6.00%	-6.00%	-3.80%	587796
S&P 500 Spiders	SPY	-6.10%	-6.10%	-6.10%	-2.60%	NM
Vanguard Total Stock Market Vipers	VTI	-6.20%	-6.20%	-6.20%	-2.80%	880011
Vanguard Large Cap	VV	-6.20%	-6.20%	-6.20%	-2.00%	358964
Ishares Dow Jones US Total Market Index	IYY	-6.20%	-6.20%	-6.20%	-2.50%	122444
Powershares Buyback Achievers	PKW	-6.20%	-6.20%	-6.20%	-10.10%	32088
Ishares S&P 500	IVV	-6.30%	-6.30%	-6.30%	-2.60%	3442793
Ishares NYSE Composite Index	NYC	-6.40%	-6.40%	-6.40%	0.60%	33657
Ishares S&P 100 Index	OEF	-6.50%	-6.50%	-6.50%	-2.50%	65200
SPDR DJ Wilshire Large Cap	ELR	-6.60%	-6.60%	-6.60%	-3.20%	3759
Ishares KLD 400 Select Social Index	KLD	-6.80%	-6.80%	-6.80%	-4.30%	13611
Ishares KLD 400 Social Index	DSI	-7.00%	-7.00%	-7.00%	-6.20%	11208
Powershares Dynamic Market	PWC	-7.20%	-7.20%	-7.20%	-4.90%	81420
Market 2000 Holders	MKH	-7.20%	-7.20%	-7.20%	-5.30%	4626
Powershares Dynamic Large Cap	PJF	-7.80%	-7.80%	-7.80%	-0.20%	14395
First Trust NASDAQ 100 Equal Weight Index	QQEW	-8.00%	-8.00%	-8.00%	-1.40%	37872
Claymore/Ocean Tomo Patent	OTP	-8.60%	-8.60%	-8.60%	1.40%	2789
Ishares S&P Global 100 Index	IOO	-8.70%	-8.70%	-8.70%	-1.20%	167416
Powershares ValueLine Industry Rotation	PYH	-11.20%	-11.20%	-11.20%	-1.10%	45391
Claymore/Zachs Sector Rotation	XRO	-11.40%	-11.40%	-11.40%	-1.00%	243153
Value						
Dreman Claymore Dividend & Income	DCS	4.30%	4.30%	4.30%	-19.50%	244096
Rydex S&P 500 Pure Value	RPV	2.70%	2.70%	2.70%	-3.70%	27198
First Trust Morningstar Div Leaders Index	FDL	1.70%	1.70%	1.70%	-10.20%	25985
Ishares Dow Jones Select Dividend Index	DVY	0.20%	0.20%	0.20%	-6.20%	1599182
SPDR S&P Dividend	SDY	0.10%	0.10%	0.10%	-8.40%	74007
First Trust ValueLine Dividend Index	FVD	-2.10%	-2.10%	-2.10%	-7.10%	28726
Powershares Dividend Achievers	PFM	-2.90%	-2.90%	-2.90%	-4.00%	40265
Ishares S&P 500 Barra Value	IVE	-3.50%	-3.50%	-3.50%	-3.60%	902871
Ishares S&P 500 Value Index	IVE	-3.50%	-3.50%	-3.50%	-3.60%	902871
Ishares Morningstar Large Value Index	JKF	-3.70%	-3.70%	-3.70%	-4.60%	57050
Ishares Russell 1000 Value	IWD	-4.00%	-4.00%	-4.00%	-6.20%	3441531
Ishares Russell 3000 Value Index	IWW	-4.20%	-4.20%	-4.20%	-7.20%	127483
StreetTracks DJ Wilshire Large Cap Value	ELV	-4.30%	-4.30%	-4.30%	-3.80%	23012
Vanguard Value Vipers	VTV	-4.70%	-4.70%	-4.70%	-5.40%	433679
Vanguard Value	VTV	-4.70%	-4.70%	-4.70%	-5.40%	433679
Diamonds Trust Series I	DIA	-4.90%	-4.90%	-4.90%	2.00%	19131066
Ishares NYSE 100 Index	NY	-5.80%	-5.80%	-5.80%	-2.90%	10736
First Trust DB Strategic Value Index	FDV	-6.00%	-6.00%	-6.00%	1.30%	35194
Powershares Dynamic Large Cap Value	PWV	-6.10%	-6.10%	-6.10%	-1.80%	109353
StreetTracks DJ Global Titans	DGT	-6.90%	-6.90%	-6.90%	-1.70%	21294
Ishares MSCI EMU Index	EZU	-10.30%	-10.30%	-10.30%	2.10%	728528

Name	Ticker	Total Return				30 Day Avg Volume
		Month	Quarter	YTD	1 Yr	
Mid Cap						
Growth						
SPDR DJ Wilshire Mid Cap Growth	EMG	-5.90%	-5.90%	-5.90%	-1.40%	6107
Claymore/Clear Spin-Off	CSD	-6.30%	-6.30%	-6.30%	-3.20%	15637
Ishares S&P Midcap 400 Growth Index	IJK	-6.70%	-6.70%	-6.70%	1.30%	271181
Rydex S&P Mid Cap 400 Pure Growth	RFG	-7.10%	-7.10%	-7.10%	-0.60%	9126
Ishares Russell Midcap Growth Index	IWP	-8.00%	-8.00%	-8.00%	-1.20%	746103
StreetTracks DJ Wilshire Smallcap Growth	DSG	-8.50%	-8.50%	-8.50%	-5.70%	12397
Ishares Morningstar Mid Growth index	JKH	-9.40%	-9.40%	-9.40%	4.20%	65665
Vanguard Mid Cap Growth	VOT	-9.90%	-9.90%	-9.90%	1.70%	108265
Powershares Dynamic OTC	PWO	-10.60%	-10.60%	-10.60%	-9.50%	15036
Powershares Dynamic Midcap Growth	PWJ	-11.40%	-11.40%	-11.40%	8.70%	250255
Blend						
Wisdom Tree Mid Cap Dividend	DON	-1.20%	-1.20%	-1.20%	-10.30%	44222
Powershares Listed Private Equity	PSP	-3.00%	-3.00%	-3.00%	-16.50%	92320
SPDR DJ Wilshire Mid Cap	EMM	-4.90%	-4.90%	-4.90%	-6.40%	13852
Ishares S&P Midcap 400 Index	IJH	-5.70%	-5.70%	-5.70%	-1.80%	617141
Midcap Spiders	MDY	-6.00%	-6.00%	-6.00%	-2.80%	6241524
Ishares Morningstar Mid Core Index	JKG	-6.00%	-6.00%	-6.00%	-7.60%	27722
Claymore/Sabrient Insider	NFO	-6.20%	-6.20%	-6.20%	-1.20%	11460
Ishares Russell Midcap Index	IWR	-6.40%	-6.40%	-6.40%	-5.10%	393436
Vanguard Midcap Vipers	VO	-6.70%	-6.70%	-6.70%	-4.60%	260291
Vanguard Extended Market Vipers	VXF	-6.70%	-6.70%	-6.70%	-5.60%	143740
Vanguard Extended Market Index	VXF	-6.70%	-6.70%	-6.70%	-5.60%	143740
Powershares Dynamic MagniQuant	PIQ	-6.90%	-6.90%	-6.90%	-7.90%	26490
Powershares Dynamic Mid Cap	PJG	-7.30%	-7.30%	-7.30%	-4.60%	15679
First Trust ValueLine Equity Allocation Index	FVI	-10.20%	-10.20%	-10.20%	-7.10%	5900
Value						
Powershares HighYield Dividend Acheivers	PEY	3.50%	3.50%	3.50%	-10.40%	135596
Rydex S&P Mid Cap 400 Pure Value	RFV	1.70%	1.70%	1.70%	-5.50%	5537
Ishares Morningstar Mid Value Index	JKI	-1.50%	-1.50%	-1.50%	-10.00%	28843
SPDR DJ Wilshire Mid Cap Value	EMV	-3.70%	-3.70%	-3.70%	-8.00%	2570
Vanguard Mid Cap Value	VOE	-3.70%	-3.70%	-3.70%	-10.90%	116636
Ishares Russell Midcap Value Index	IWS	-4.60%	-4.60%	-4.60%	-9.50%	657577
Ishares S&P Midcap 400 Barra Value	IJJ	-4.80%	-4.80%	-4.80%	-5.70%	197003
Powershares Dynamic Midcap Value	PWP	-4.90%	-4.90%	-4.90%	-7.40%	44861
Small Cap						
Growth						
Rydex S&P Small Cap 600 Pure Growth	RZG	-4.00%	-4.00%	-4.00%	-3.70%	3352
Ishares S&P Smallcap 600 Growth	IJT	-6.30%	-6.30%	-6.30%	-3.00%	283329
SPDR DJ Wilshire Small Cap Growth	DSG	-8.50%	-8.50%	-8.50%	-5.70%	12397
Powershares Dynamic Smallcap Growth	PWT	-8.70%	-8.70%	-8.70%	-10.60%	39356
Vanguard Smallcap Growth Vipers	VBK	-9.10%	-9.10%	-9.10%	-2.60%	220278
Ishares Russell 2000 Growth Index	IWO	-9.10%	-9.10%	-9.10%	-5.20%	4811190
Ishares Morningstar Small Growth Index	JKK	-10.50%	-10.50%	-10.50%	-3.00%	28670
Blend						
Wisdom Tree Small Cap Dividend	DES	0.20%	0.20%	0.20%	-14.40%	78059
Wisdom Tree Small Cap Earnings	EES	-4.20%	-4.20%	-4.20%	-	11760
Ishares Morningstar Small Core Index	JKJ	-4.80%	-4.80%	-4.80%	-11.90%	33150
Ishares S&P Smallcap 600 Index	IJR	-5.40%	-5.40%	-5.40%	-7.60%	1895728
Powershares Dynamic Small Cap	PJM	-5.90%	-5.90%	-5.90%	-10.90%	13632
Vanguard Smallcap Vipers	VB	-6.40%	-6.40%	-6.40%	-7.30%	289885
Ishares Russell 2000 Index	IWM	-6.60%	-6.60%	-6.60%	-9.60%	NM
SPDR DJ Wilshire Small Cap	DSC	-6.70%	-6.70%	-6.70%	-7.50%	14815
Powershares FTSE RAFI US 1500 Small-Mid	PRFZ	-7.30%	-7.30%	-7.30%	-10.00%	42851
Powershares Zacks Small Cap	PZJ	-8.30%	-8.30%	-8.30%	-12.40%	31029
Value						
Rydex S&P Small Cap 600 Pure Value	RZV	4.30%	4.30%	4.30%	-17.60%	19672
Ishares Morningstar Small Value Index	JKL	-1.20%	-1.20%	-1.20%	-10.60%	15392
Powershares Dynamic Smallcap Value	PWY	-2.80%	-2.80%	-2.80%	-12.00%	60927
StreetTracks DJ Wilshire Smallcap Value	DSV	-3.80%	-3.80%	-3.80%	-10.10%	20862
Ishares Russell 2000 Value Index	IWN	-3.80%	-3.80%	-3.80%	-15.30%	4114954
Vanguard Smallcap Value Vipers	VBR	-3.90%	-3.90%	-3.90%	-12.20%	289759
Ishares S&P Smallcap 600 Value Index	IJS	-4.00%	-4.00%	-4.00%	-11.10%	230292
Micro Cap						
Micro Cap						
Claymore/Sabrient Stealth	STH	-4.80%	-4.80%	-4.80%	-21.60%	9415
Ishares Russell Micro Cap Index	IWC	-7.70%	-7.70%	-7.70%	-17.40%	215533
First Trust Dow Jones Select Micro Cap	FDM	-8.00%	-8.00%	-8.00%	-15.50%	8052
Powershares Zacks Micro Cap	PZI	-8.80%	-8.80%	-8.80%	-21.90%	124048

Name	Ticker	Total Return				30 Day Avg Volume
		Month	Quarter	YTD	1 Yr	
Sector/ Industry						
Basic Material						
Powershares DB Base Metals	DBB	10.70%	10.70%	10.70%	6.90%	53182
Market Vectors Gold Miners	GDJ	9.90%	9.90%	9.90%	29.00%	3554448
Powershares FTSE RAFI Basic Materials	PRFM	-4.10%	-4.10%	-4.10%	11.50%	1795
Materials Select Sector Spider	XLB	-4.20%	-4.20%	-4.20%	12.50%	13999070
Market vectors Environmental	EVX	-4.20%	-4.20%	-4.20%	9.80%	6880
Ishares Dow Jones US Basic Materials	IYM	-4.70%	-4.70%	-4.70%	19.90%	259047
Vanguard Materials Viper	VAW	-4.70%	-4.70%	-4.70%	14.40%	69850
Rydex S&P Equal Weight Materials	RTM	-5.00%	-5.00%	-5.00%	1.40%	2337
Rydex S&P Equal Weight Materials	RTM	-5.00%	-5.00%	-5.00%	1.40%	2337
SPDR Metals & Mining	XME	-5.20%	-5.20%	-5.20%	24.70%	980413
Powershares Dynamic Basic Materials	PYZ	-6.80%	-6.80%	-6.80%	11.70%	18159
Wisdom Tree Intl Basic Materials	DBN	-6.80%	-6.80%	-6.80%	21.00%	36299
Market Vectors Steel	SLX	-8.70%	-8.70%	-8.70%	54.60%	213646
Consumer Cyclical						
Retail Holders	RTH	1.90%	1.90%	1.90%	-7.80%	9048737
SPDR S&P Retail	XRT	1.30%	1.30%	1.30%	-18.70%	5443080
Rydex S&P Equal Weight Consumer Disc	RCD	0.90%	0.90%	0.90%	-17.80%	33263
Powershares Dynamic Retail	PMR	0.60%	0.60%	0.60%	-22.70%	23195
Consumer Discretionary Spider	XLY	-0.40%	-0.40%	-0.40%	-16.30%	6609302
Powershares Dynamic Consumer Disc	PEZ	-1.80%	-1.80%	-1.80%	-15.80%	59359
Ishares Dow Jones US Consumer Services	IYC	-2.10%	-2.10%	-2.10%	-12.60%	82696
Vanguard Consumer Discretionary Viper	VCR	-2.20%	-2.20%	-2.20%	-16.40%	90768
Powershares FTSE RAFI Consumer Services	PRFS	-2.30%	-2.30%	-2.30%	-14.20%	3059
Powershares Dynamic Leisure & Entertain	PEJ	-4.70%	-4.70%	-4.70%	-13.10%	44983
Powershares Dynamic Media	PBS	-5.80%	-5.80%	-5.80%	-17.70%	58629
Wisdom Tree Intl Consumer Cyclical	DPC	-9.50%	-9.50%	-9.50%	-6.00%	5963
Consumer Non-Cyclical						
Powershares FTSE RAFI Consumer Goods	PRFG	-4.40%	-4.40%	-4.40%	-7.20%	1858
Vanguard Consumer Staples Viper	VDC	-5.30%	-5.30%	-5.30%	4.50%	89455
Powershares Dynamic Consumer Staples	PSL	-5.40%	-5.40%	-5.40%	-2.60%	10659
Consumer Staples Select Sector Spider	XLP	-5.60%	-5.60%	-5.60%	4.30%	4601514
Ishares Dow Jones US Consumer Goods	IYK	-5.90%	-5.90%	-5.90%	0.60%	71578
Ishares S&P Global Consumer Staples	KXI	-6.70%	-6.70%	-6.70%	8.20%	77699
Powershares Dynamic Food & Beverage	PBJ	-7.40%	-7.40%	-7.40%	-2.90%	95795
Rydex S&P Equal Weight Consumer Staples	RHS	-8.10%	-8.10%	-8.10%	-1.00%	7474
Wisdom Tree Intl Consumer Non-Cyclical	DPN	-8.60%	-8.60%	-8.60%	2.80%	12970
Energy						
Claymore MacroShares Oil Down Tradeable Tr	DCR	31.70%	31.70%	31.70%	-29.90%	60420
Powershares DB Agriculture	DBA	12.10%	12.10%	12.10%	44.60%	1991778
Powershares DB Energy	DBE	-1.40%	-1.40%	-1.40%	43.20%	36207
Powershares DB Oil	DBO	-3.90%	-3.90%	-3.90%	41.80%	47627
United States Oil	USO	-4.50%	-4.50%	-4.50%	50.00%	3462074
Ishares Dow Jones US Oil & Gas Ex Index	IEO	-7.10%	-7.10%	-7.10%	25.50%	80312
Claymore LGA Green	GRN	-7.20%	-7.20%	-7.20%	-5.10%	3156
SPDR S&P Oil & Gas Exploration & Prod	XOP	-7.60%	-7.60%	-7.60%	22.70%	325322
Ishares Goldman Sachs Natural Resources	IGE	-9.60%	-9.60%	-9.60%	21.30%	181659
Claymore MacroShares Oil Up Tradeable Tr	UCR	-9.90%	-9.90%	-9.90%	31.30%	12700
Powershares Dynamic Energy Exploration	PXE	-10.80%	-10.80%	-10.80%	19.80%	65520
Powershares Dynamic Energy	PXI	-11.00%	-11.00%	-11.00%	15.20%	17315
Vanguard Energy Vipers	VDE	-11.10%	-11.10%	-11.10%	21.10%	51716
Rydex S&P Equal Weight Energy	RYE	-11.20%	-11.20%	-11.20%	21.70%	10026
Ishares Dow Jones US Energy	IYE	-11.60%	-11.60%	-11.60%	21.30%	424907
Ishares S&P Global Energy Sector	IXC	-11.70%	-11.70%	-11.70%	16.20%	74346
Powershares WilderHill Prog Energy	PUW	-11.70%	-11.70%	-11.70%	0.00%	18563
Energy Select Sector Spider	XLE	-12.30%	-12.30%	-12.30%	21.20%	25736164
Powershares FTSE RAFI Energy	PRFE	-12.40%	-12.40%	-12.40%	19.60%	6566
SPDR S&P Oil & Gas Equip & Services	XES	-14.00%	-14.00%	-14.00%	19.60%	109761
Powershares Cleantech	PZD	-14.10%	-14.10%	-14.10%	19.60%	78952
Powershares Dynamic Oil & Gas Services	PXJ	-14.30%	-14.30%	-14.30%	21.30%	216737
Ishares Dow Jones US Oil Equipment Index	IEZ	-15.00%	-15.00%	-15.00%	23.20%	82567
Oil Services Holders	OIH	-16.80%	-16.80%	-16.80%	15.20%	8035160
Powershares Wilderhill Clean Energy	PBW	-21.30%	-21.30%	-21.30%	23.90%	1736926

Name	Ticker	Total Return				30 Day Avg Volume
		Month	Quarter	YTD	1 Yr	
Sector/ Industry						
Financial						
Powershares Financial Preferred	PGF	16.50%	16.50%	16.50%	-2.10%	158491
Ishares Dow Jones US Regional Banks	IAT	8.10%	8.10%	8.10%	-18.70%	156316
KBW Bank	KBE	6.90%	6.90%	6.90%	-16.90%	2846437
Powershares Dynamic Banking	PJB	5.10%	5.10%	5.10%	-17.00%	114295
Regional Bank Holders	RKH	4.60%	4.60%	4.60%	-13.60%	1479653
KBW Regional Banking	KRE	4.40%	4.40%	4.40%	-17.00%	3023132
Ishares Dow Jones US Financial Services	IYG	1.60%	1.60%	1.60%	-21.00%	438559
Powershares FTSE RAFI Financials	PRFF	0.20%	0.20%	0.20%	-17.70%	17330
Financial Select Sector Spider	XLF	0.10%	0.10%	0.10%	-19.60%	NM
Ishares Dow Jones US Financial Sector	IYF	-0.30%	-0.30%	-0.30%	-19.10%	1432622
Vanguard Financials Viper	VFH	-1.40%	-1.40%	-1.40%	-19.20%	239351
Rydex S&P Equal Weight Financials	RYP	-2.10%	-2.10%	-2.10%	-20.80%	7411
Powershares Dynamic Insurance	PIC	-2.60%	-2.60%	-2.60%	-7.30%	14867
Powershares Dynamic Financials	PFI	-4.20%	-4.20%	-4.20%	-7.00%	16415
Ishares Dow Jones US Broker-Dealers	IAI	-5.10%	-5.10%	-5.10%	-13.20%	1561835
KBW Insurance	KIE	-5.70%	-5.70%	-5.70%	-10.60%	260753
Ishares S&P Global Financials Sector	IXG	-5.70%	-5.70%	-5.70%	-17.00%	57119
Ishares Dow Jones US Insurance	IAK	-6.30%	-6.30%	-6.30%	-12.20%	25655
Ishares KLD Select Social Index	KLD	-6.80%	-6.80%	-6.80%	-4.30%	13611
KBW Capital Markets	KCE	-7.70%	-7.70%	-7.70%	-11.20%	1024543
Wisdom Tree Intl Financial	DRF	-8.30%	-8.30%	-8.30%	-9.20%	17431
Industrials						
Ishares Dow Jones Transportation Average	IYT	4.50%	4.50%	4.50%	-2.70%	1247254
Powershares FTSE RAFI Industrials	PRFN	-5.00%	-5.00%	-5.00%	4.90%	6110
Powershares Dynamic Industrials	PRN	-5.10%	-5.10%	-5.10%	6.00%	22089
Vanguard Industrial Vipers	VIS	-5.30%	-5.30%	-5.30%	4.90%	63852
Industrial Select Sector Spider	XLI	-5.50%	-5.50%	-5.50%	5.10%	8093526
Ishares Dow Jones US Industrial	IYJ	-5.50%	-5.50%	-5.50%	4.60%	88287
Rydex S&P Equal Weight Industrials	RGI	-5.50%	-5.50%	-5.50%	2.50%	5278
Powershares Aerospace & Defense	PPA	-7.60%	-7.60%	-7.60%	9.70%	277151
Ishares Dow Jones US Aerospace & Defense	ITA	-8.40%	-8.40%	-8.40%	12.70%	99159
Real Estate						
Ishares Dow Jones US Home Construction	ITB	18.70%	18.70%	18.70%	-50.30%	748109
SPDR S&P Homebuilders	XHB	13.70%	13.70%	13.70%	-41.90%	7408786
Ishares Dow Jones US Real Estate	IYR	0.10%	0.10%	0.10%	-24.90%	10600900
Vanguard REIT Index Vipers	VNQ	-0.80%	-0.80%	-0.80%	-23.50%	762448
StreetTracks Wilshire REIT	RWR	-0.80%	-0.80%	-0.80%	-24.70%	346190
Ishares Cohen & Steers Realty Majors	ICF	-0.80%	-0.80%	-0.80%	-26.10%	1629142
Powershares Dynamic Building & Constr	PKB	-5.60%	-5.60%	-5.60%	1.10%	29357
Healthcare/Biotech						
Biotech Holders	BBH	1.20%	1.20%	1.20%	-14.20%	306424
Rydex S&P Equal Weight Healthcare	RYH	-2.00%	-2.00%	-2.00%	3.70%	13652
Ishares Nasdaq Biotechnology	IBB	-3.70%	-3.70%	-3.70%	-1.90%	1658900
Wisdom Tree Intl Healthcare	DBR	-3.70%	-3.70%	-3.70%	-1.90%	8431
Powershares Dynamic Pharmaceuticals	PJP	-3.80%	-3.80%	-3.80%	-7.60%	80975
Ishares S&P Global Healthcare Sector	IXJ	-4.20%	-4.20%	-4.20%	-2.80%	120627
Powershares Dynamic Healthcare Services	PTJ	-4.40%	-4.40%	-4.40%	8.20%	98547
Health Care Select Sector Spider	XLV	-4.60%	-4.60%	-4.60%	-0.70%	4613265
Ishares Dow Jones US Pharmaceuticals	IHE	-4.90%	-4.90%	-4.90%	-7.00%	44402
First Trust AMEX Biotech Index	FBT	-4.90%	-4.90%	-4.90%	-3.90%	16564
Vanguard Health Care Vipers	VHT	-5.20%	-5.20%	-5.20%	-1.00%	97239
Ishares Dow Jones US Healthcare	IYH	-5.20%	-5.20%	-5.20%	-0.70%	102222
Healthshares Enabling Technologies	HHV	-5.40%	-5.40%	-5.40%	19.60%	5663
Healthshares Diagnostics	HHH	-5.50%	-5.50%	-5.50%	24.80%	37211
SPDR S&P Pharmaceuticals	XPH	-5.50%	-5.50%	-5.50%	-10.70%	11870
SPDR S&P Biotech	XBI	-5.60%	-5.60%	-5.60%	17.60%	153885
Ishares Dow Jones US Medical Devices	IHI	-6.10%	-6.10%	-6.10%	5.30%	103406
Ishares Dow Jones US Healthcare Provider	IHF	-6.30%	-6.30%	-6.30%	9.50%	147259
Healthshares Patient Care Services	HHB	-6.40%	-6.40%	-6.40%	-4.30%	3489
Pharmaceutical Holders	PPH	-6.60%	-6.60%	-6.60%	-6.90%	1461935
Powershares FTSE RAFI Healthcare	PRFH	-7.00%	-7.00%	-7.00%	-1.70%	5005
Powershares Dynamic Biotech & Genome	PBE	-7.10%	-7.10%	-7.10%	-6.00%	57963
Powershares Dynamic Healthcare	PTH	-7.20%	-7.20%	-7.20%	2.50%	65093
Healthshares Cardio Devices	HHE	-7.70%	-7.70%	-7.70%	-10.90%	756
Healthshares Emerging Cancer	HHJ	-13.00%	-13.00%	-13.00%	-36.90%	8733

Name	Ticker	Total Return				30 Day Avg Volume
		Month	Quarter	YTD	1 Yr	
Sector/ Industry						
Technology						
Internet Infrastructure Holders	IIH	-2.30%	-2.30%	-2.30%	-2.50%	38393
Broadband Holders	BDH	-5.20%	-5.20%	-5.20%	-15.20%	229759
Wisdom Tree Intl Technology	DBT	-5.50%	-5.50%	-5.50%	-9.30%	12041
Powershares Lux Nanotech	PXN	-7.00%	-7.00%	-7.00%	-13.60%	53292
Software Holders	SWH	-8.80%	-8.80%	-8.80%	0.00%	294519
B2B Internet Holders	BHH	-9.50%	-9.50%	-9.50%	-83.70%	62181
Ishares Goldman Sachs Software Index	IGV	-9.90%	-9.90%	-9.90%	3.50%	197007
Rydex S&P Equal Weight Technology	RYT	-10.10%	-10.10%	-10.10%	-9.20%	7667
Powershares Dynamic Networking	PXQ	-10.40%	-10.40%	-10.40%	-9.40%	18519
First Trust Nasdaq 100 Tech Index	QTEC	-11.60%	-11.60%	-11.60%	-5.40%	17656
First Trust Dow Jones Internet Index	FDN	-11.90%	-11.90%	-11.90%	-6.50%	36374
Ishares S&P Global Technology Sector	IXN	-12.10%	-12.10%	-12.10%	-1.70%	112805
StreetTracks Morgan Stanley Technology	MTK	-12.50%	-12.50%	-12.50%	-3.40%	53304
Internet Architecture Holders	IAH	-12.50%	-12.50%	-12.50%	2.80%	64026
Ishares Goldman Sachs Networking	IGN	-12.60%	-12.60%	-12.60%	-6.80%	136607
Technology Select Sector Spider	XLK	-12.80%	-12.80%	-12.80%	-1.20%	4373609
Ishares Goldman Sachs Technology Index	IGM	-12.90%	-12.90%	-12.90%	-0.20%	153792
Ishares Dow Jones US Technology	IYW	-12.90%	-12.90%	-12.90%	-1.50%	288324
Powershares Dynamic Software	PSJ	-12.90%	-12.90%	-12.90%	-11.40%	21743
Powershares Dynamic Technology	PTF	-13.10%	-13.10%	-13.10%	-9.50%	12798
Vanguard Information Technology Vipers	VGIT	-13.20%	-13.20%	-13.20%	-1.80%	146072
Semiconductor Holders	SMH	-13.40%	-13.40%	-13.40%	-13.50%	12306367
Ishares Goldman Sachs Semiconductor	IGW	-13.80%	-13.80%	-13.80%	-15.30%	156152
Powershares Dynamic Hardware & Cons Electronics	PHW	-14.10%	-14.10%	-14.10%	-9.70%	32154
SPDR S&P Semiconductor	XSD	-14.40%	-14.40%	-14.40%	-18.80%	165410
Internet Holders	HHH	-14.80%	-14.80%	-14.80%	-8.40%	249970
Powershares Dynamic Semiconductors	PSI	-15.10%	-15.10%	-15.10%	-16.00%	74785
Telecommunications						
Ishares S&P Global Telecom	IXP	-7.40%	-7.40%	-7.40%	10.60%	82538
Telecom Holders	TTH	-10.40%	-10.40%	-10.40%	-6.60%	107585
Wireless Holders	WMH	-10.70%	-10.70%	-10.70%	7.60%	15126
Vanguard Telecom Services Vipers	VOX	-10.90%	-10.90%	-10.90%	-10.10%	76241
Powershares FTSE RAFI Telecom	PRFQ	-11.00%	-11.00%	-11.00%	-3.10%	5383
Ishares Dow Jones US Telecom	IYZ	-11.00%	-11.00%	-11.00%	-12.60%	594954
Powershares Dynamic Telecom & Wireless	PTE	-13.60%	-13.60%	-13.60%	-15.50%	13376
Utilities						
Powershares Dynamic Utilities	PUI	-6.60%	-6.60%	-6.60%	1.40%	15008
Utilities Holder	UTH	-6.70%	-6.70%	-6.70%	-0.30%	132359
Ishares Dow Jones US Utilities	IDU	-6.90%	-6.90%	-6.90%	9.00%	114779
Vanguard Utilities Viper	VPU	-7.00%	-7.00%	-7.00%	9.00%	87221
Rydex S&P Equal Weight Utilities	RYU	-7.30%	-7.30%	-7.30%	2.10%	11959
Utilities Select Sector Spider	XLU	-7.30%	-7.30%	-7.30%	10.20%	7423731
Powershares Water Resources	PHO	-9.30%	-9.30%	-9.30%	3.60%	769867
Powershares FTSE RAFI Utilities	PRFU	-9.30%	-9.30%	-9.30%	2.00%	3567
Commodity-Based						
Ishares Silver Trust	SLV	14.40%	14.40%	14.40%	24.40%	640156
Powershares DB Silver	DBS	13.00%	13.00%	13.00%	20.90%	26877
Ishares COMEX Gold Trust	IAU	11.00%	11.00%	11.00%	41.10%	347848
StreetTracks Gold Shares	GLD	10.80%	10.80%	10.80%	41.00%	10471502
Powershares DB Precious Metals	DBP	10.60%	10.60%	10.60%	33.80%	64241
Powershares DB Gold	DGL	10.00%	10.00%	10.00%	37.20%	30730
Powershares DB Commodity Index	DBC	2.90%	2.90%	2.90%	38.60%	626841
Ishares S&P GSCI Commodity-Indexed Trust	GSG	-0.50%	-0.50%	-0.50%	34.40%	184470
Fixed Income						
Fixed Income						
Ishares Lehman TIPS Bond	TIP	3.60%	3.60%	3.60%	14.70%	383624
Ishares Lehman 7-10 Year Treasury Bond	IEF	3.40%	3.40%	3.40%	10.50%	427547
Ishares Lehman 3-7 Year Treasury Bond	IEI	2.90%	2.90%	2.90%	11.00%	63989
Ishares Lehman 10-20 Year Treasury Bond	TLH	2.80%	2.80%	2.80%	11.10%	25910
Ishares GS Investop Corp Bond	LQD	2.60%	2.60%	2.60%	3.30%	202222
Ishares Lehman Govt Credit Bond	GBF	2.40%	2.40%	2.40%	7.20%	8871
Ishares Lehman Credit Bond	CFT	2.40%	2.40%	2.40%	5.00%	11367
Ishares Lehman Aggregate	AGG	2.30%	2.30%	2.30%	6.30%	565515
Ishares Lehman 1-3 Year Credit Bond	CSJ	2.10%	2.10%	2.10%	5.30%	35366
Ishares Lehman 20+ Year Treasury Bond	TLT	2.10%	2.10%	2.10%	9.60%	2874263
Ishares Lehman Intermediate Govt Credit Bond	GVI	2.00%	2.00%	2.00%	6.20%	10896
Ishares Lehman Intermediate Credit Bond	CIU	1.90%	1.90%	1.90%	5.40%	17624
Ishares Lehman 1-3 Year Treasury Bond	SHY	1.70%	1.70%	1.70%	8.80%	1183944
Ishares Lehman Short Treasury Bond	SHV	0.70%	0.70%	0.70%	3.50%	102213

Name	Ticker	Total Return				30 Day Avg Volume
		Month	Quarter	YTD	1 Yr	
Currencies						
Currencies						
CurrencyShares Swiss Franc	FXF	4.80%	4.80%	4.80%	15.70%	71625
CurrencyShares Australian Dollar	FXA	2.50%	2.50%	2.50%	18.50%	66779
Euro Currency	FXE	2.00%	2.00%	2.00%	15.80%	187277
Powershares DB USD Bear	UDN	2.00%	2.00%	2.00%	-	55781
CurrencyShares Swedish Krona	FXS	1.80%	1.80%	1.80%	10.60%	5261
CurrencyShares Mexican Peso	FXM	1.10%	1.10%	1.10%	4.90%	7237
CurrencyShares British Pound	FXB	0.10%	0.10%	0.10%	3.70%	55497
CurrencyShares Canadian Dollar	FXC	-0.90%	-0.90%	-0.90%	18.80%	77226
Powershares DB USD Bull	UUP	-1.10%	-1.10%	-1.10%	-	199704
Powershares DB G10 Currency Harvest	DBV	-1.70%	-1.70%	-1.70%	6.40%	211569
International						
Global						
Ishares S&P / TOPIX 150 Index	ITF	-2.90%	-2.90%	-2.90%	-10.20%	30571
Powershares Intl Dividend Acheivers	PID	-6.40%	-6.40%	-6.40%	5.40%	480668
Wisdom Tree Intl MidCap Dividend	DIM	-6.70%	-6.70%	-6.70%	-1.10%	34581
Ishares MSCI EAFE	EFA	-7.80%	-7.80%	-7.80%	0.10%	15507680
StreetTracks Dow Jones STOXX 50	FEU	-10.10%	-10.10%	-10.10%	0.30%	67720
Asia Pacific						
Wisdom Tree Japan SmallCap Dividend	DFJ	0.20%	0.20%	0.20%	-11.20%	37308
Wisdom Tree Japan High Yielding Equity	DNL	-2.70%	-2.70%	-2.70%	-10.60%	11389
Ishares S&P TOPIX 150 Index	ITF	-2.90%	-2.90%	-2.90%	-10.20%	30571
Wisdom Tree Japan Total Dividend	DXJ	-3.30%	-3.30%	-3.30%	-10.60%	11359
SPDR Russell Nomura PRIME Japan	JPP	-3.70%	-3.70%	-3.70%	-11.00%	7698
Ishares MSCI Japan	EWJ	-4.30%	-4.30%	-4.30%	-11.10%	28951710
SPDR Russell Nomura SmallCap Japan	JSC	-4.40%	-4.40%	-4.40%	-17.90%	22981
Wisdom Tree Pacific Ex-Japan High Yield	DNH	-5.60%	-5.60%	-5.60%	11.80%	16546
Ishares MSCI Australia	EWA	-6.70%	-6.70%	-6.70%	12.40%	2478418
Ishares MSCI Pacific Ex Japan	EPP	-7.90%	-7.90%	-7.90%	17.30%	400812
Ishares MSCI Hong Kong	EWH	-8.80%	-8.80%	-8.80%	22.00%	9720598
Ishares MSCI Singapore	EWS	-11.70%	-11.70%	-11.70%	3.90%	5090000
Ishares FTSE/Xinhua China 25	FXI	-15.50%	-15.50%	-15.50%	40.80%	8810622
Powershares Golden Dragon Halter USX China	PGJ	-19.50%	-19.50%	-19.50%	31.60%	978959
North America						
Ishares MSCI Canada	EWC	-5.70%	-5.70%	-5.70%	19.50%	1471668
Europe						
Ishares MSCI Switzerland	EWL	-3.90%	-3.90%	-3.90%	-2.00%	311498
Ishares MSCI Belgium	EWK	-7.70%	-7.70%	-7.70%	-10.80%	129643
Ishares MSCI Italy	EWI	-7.70%	-7.70%	-7.70%	-9.50%	261843
Ishares MSCI UK	EWU	-8.00%	-8.00%	-8.00%	-6.00%	752649
Ishares S&P Europe 350	IEV	-8.80%	-8.80%	-8.80%	-1.80%	793310
Vanguard European Stock Vipers	VGK	-9.00%	-9.00%	-9.00%	1.80%	830158
Ishares MSCI Sweden	EWD	-9.40%	-9.40%	-9.40%	-15.10%	284030
Ishares MSCI Netherlands	EWN	-9.90%	-9.90%	-9.90%	1.60%	159010
Ishares MSCI Spain	EWP	-10.10%	-10.10%	-10.10%	3.90%	428615
Ishares MSCI EMU	EZU	-10.30%	-10.30%	-10.30%	2.10%	728528
Ishares MSCI France	EWQ	-10.60%	-10.60%	-10.60%	-1.00%	524366
StreetTracks Dow Jones Euro STOXX 50	FEZ	-10.80%	-10.80%	-10.80%	3.10%	229027
Ishares MSCI Austria	EWO	-11.30%	-11.30%	-11.30%	-11.00%	242833
Europe 2001 Holders	EKH	-11.40%	-11.40%	-11.40%	-6.50%	970
Ishares MSCI Germany	EWG	-12.00%	-12.00%	-12.00%	13.20%	2844964
Emerging Markets						
Ishares MSCI Malaysia	EWM	2.70%	2.70%	2.70%	28.40%	4982220
Ishares MSCI Mexico	EWV	-0.90%	-0.90%	-0.90%	6.10%	4578483
Ishares S&P Latin America 40	ILF	-3.40%	-3.40%	-3.40%	38.10%	534581
Ishares MSCI Brazil	EWZ	-5.20%	-5.20%	-5.20%	61.90%	15932933
BLDRS Emerging Markets ADR	ADRE	-8.70%	-8.70%	-8.70%	30.80%	561102
Ishares MSCI Emerging Markets	EEM	-8.90%	-8.90%	-8.90%	21.50%	26061288
Ishares MSCI Taiwan	EWT	-8.90%	-8.90%	-8.90%	-3.70%	10818068
Vanguard Emerging Markets	VWO	-9.00%	-9.00%	-9.00%	25.10%	1112156
Ishares MSCI South Africa	EZA	-9.80%	-9.80%	-9.80%	1.40%	191000
BLDRS Emerging Markets ADR	EEB	-10.70%	-10.70%	-10.70%	50.10%	683040
Ishares MSCI South Korea	EWY	-12.40%	-12.40%	-12.40%	19.70%	3311282

Continued from page 1

PowerShares Launches Preferred ETF

The Powershares Preferred Portfolio (PGX) will track the Merrill Lynch Fixed Rate Preferred Securities Index and charge .50%



Saddle River Capital Management, LLC is an investment manager who focuses on managing active index portfolios using Exchange Traded Funds.

We concentrate on modern asset allocation techniques developing low expense highly diversified risk adjusted portfolios.

We have created and managed five separately managed ETF portfolios since January, 2004. It is rare to have ETF portfolios with a track record of above market performance since 2004.

The portfolios run from an Aggressive Growth style to Income and Preservation of Capital. These portfolios can also be used as life cycle style portfolios.

The performance of these portfolios is recorded on page 2. For more details and statistics on them please contact dick@saddlerivercapital.net. We will email or snail mail you the data sheets.

Consider putting your clients in these portfolios for a small fee. We can usually work within your system to provide seamless service. Please contact us for more information on this.

Also, for your high net worth clients who are looking for a sophisticated portfolio that is less correlated with the market yet may consistently outperform it, we can construct custom portfolios that match the techniques used by some of the highly successful endowment funds, i.e. Yale endowment.



172 Broadway
Woodcliff Lake, NJ 07677
Ph: 201-391-4500
www.saddlerivercapital.net