



SADDLE RIVER
CAPITAL MANAGEMENT LLC

ETF OUTLOOK

MAR 2008

WWW.SADDLERIVERCAPITAL.NET

SRCM New High Net Worth ETF Portfolio Gains in February

The new SRCM High Net Worth ETF portfolio that is modeled similar to the Swensen Yale Endowment fund registered a gain of 1.13% for February while the market was down 3.48%.

The HNW portfolio is beating the market by 8.16% in two months. This is a portfolio that is designed to preserve capital and outperform the market. So far it is meeting it's goal by a large margin.

The other five risk oriented SRCM ETF portfolios have outperformed the market in February and year to date. Please see the detailed results on page two.

The five risk oriented ETF portfolios have a successful track record since 2004. They are marketed to advisors on a sub-advisor basis.

These portfolios give an advisor the advantages of well managed ETF portfolios so they can concentrate their efforts on gathering assets instead of developing and managing portfolios.

The ETF portfolios give clients a less expensive portfolio alternative with tax advantages and transparency. And the best part is that the performance more than meets client expectations.

Call me for more information at 201-391-4500 or email:
dick@saddlerivercapital.net.

Energy, Metals and Commodities Lead The ETF Performance For The Month

The top performers were lead by silver, steel, oil and gas, Taiwan and agriculture.

The financial sector lead the losers for the month including home builders, brokers and banks.

Winners and losers can be found on page 3.

Claymore Issues Capital Markets ETFs

Claymore Securities has issued three ETFs focused on the capital markets. The Claymore U.S. -1 Capital Markets Index ETF (UEM) will cover the investible US universe of stocks, bonds, and liquidity instruments. It will charge .37%.

The other two ETFs are a subset of UEM. The Claymore U.S. Capital Markets Bond ETF (UBD) will hold investment grade bonds.

The Claymore U.S. Capital Markets Micro-Term Fixed Income ETF (ULQ) will hold investment grade issues with maturities of 1 year or less. The UBD and ULQ will charge .27%

Two New Commodity ETNs by The Elements Platforms.

The ETNs cover biofuels and grains. The ELEMENTS MLCX Biofuels (FUE) and the ELEMENTS MLCX Grains (GRU) will track commodities futures indexes from Merrill (continued on page 10)

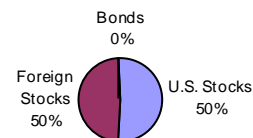
SADDLE RIVER CAPITAL MODEL ETF PORTFOLIOS - FEB 2008

AGGRESSIVE GROWTH

Total Return Month	Total Return Quarter	Total Return YTD	Total Return 1 Yr
-0.16%	-8.64%	-8.64%	3.32%

Value of a \$10,000 investment made from portfolio inception (12/31/2003): \$16,521

Asset Allocation

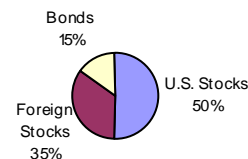


GROWTH

Total Return Month	Total Return Quarter	Total Return YTD	Total Return 1 Yr
-0.60%	-7.27%	-7.27%	2.26%

Value of a \$10,000 investment made from portfolio inception (12/31/2003): \$15,296

Asset Allocation

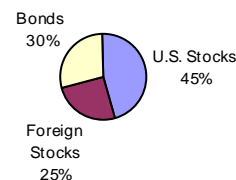


GROWTH & INCOME BLEND

Total Return Month	Total Return Quarter	Total Return YTD	Total Return 1 Yr
-0.52%	-5.60%	-5.60%	3.03%

Value of a \$10,000 investment made from portfolio inception (12/31/2003): \$14,644

Asset Allocation

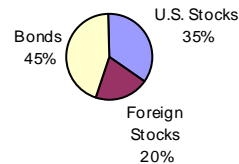


GROWTH & INCOME

Total Return Month	Total Return Quarter	Total Return YTD	Total Return 1 Yr
-0.20%	-3.38%	-3.38%	3.50%

Value of a \$10,000 investment made from portfolio inception (12/31/2003): \$13,924

Asset Allocation

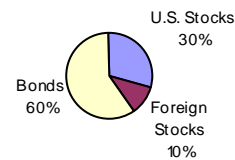


INCOME & PRESERVATION

Total Return Month	Total Return Quarter	Total Return YTD	Total Return 1 Yr
-0.12%	-1.39%	-1.39%	3.82%

Value of a \$10,000 investment made from portfolio inception (12/31/2003): \$13,304

Asset Allocation



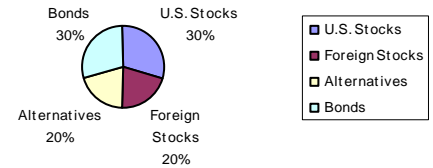
SADDLE RIVER CAPITAL MODEL ETF PORTFOLIOS - FEB2008

HIGH NET WORTH

Total Return Month	Total Return Quarter	Total Return YTD	Total Return 1 Yr
1.13%	-1.42%	-1.42%	—%

Value of a \$10,000 investment made from portfolio inception (12/31/2007): \$9,875

Asset Allocation



ETF SCORECARD - FEB 2008

INDEX RETURNS

	FEB	QTR	YTD
S&P 500 Price Index	-3.48%	-9.58%	-9.58%
NASDAQ Composite	-4.95%	-14.42%	-14.42%
MSCI EAFE	1.27%	-8.13%	-8.13%

Top 10 Best Performers for the Month

Name	Ticker	Total Return				30 Day Avg
		Month	Quarter	YTD	1 Yr	Volume
Ishares Silver Trust	SLV	16.90%	33.80%	33.80%	39.20%	806886
Powershares DB Silver	DBS	16.90%	32.10%	32.10%	34.80%	51041
Market Vectors Steel	SLX	13.80%	4.00%	4.00%	71.70%	214818
Ishares Dow Jones US Oil & Gas Ex Index	IEO	13.60%	5.50%	5.50%	43.70%	135825
SPDR S&P Oil & Gas Exploration & Prod	XOP	13.40%	4.80%	4.80%	41.10%	557951
SPDR Metals & Mining	XME	12.80%	6.90%	6.90%	37.40%	1491211
Ishares MSCI Taiwan	EWT	12.70%	2.70%	2.70%	10.80%	11837781
Powershares DB Agriculture	DBA	12.40%	26.00%	26.00%	55.60%	2579680
Ishares Dow Jones US Oil Equipment Index	IEZ	12.20%	-4.60%	-4.60%	38.00%	65017
Oil Services Holders	OIH	12.00%	-6.80%	-6.80%	29.70%	8349990

Top 10 Worst Performers for the Month

Name	Ticker	Total Return				30 Day Avg
		Month	Quarter	YTD	1 Yr	Volume
Ishares Dow Jones US Broker-Dealers	IAI	-13.90%	-18.30%	-18.30%	-21.00%	2200062
Ishares Dow Jones US Financial Services	IYG	-12.60%	-11.30%	-11.30%	-28.20%	373514
KBW Bank	KBE	-12.40%	-6.30%	-6.30%	-25.70%	3855519
Regional Bank Holders	RKH	-12.10%	-8.00%	-8.00%	-22.60%	1753665
KBW Capital Markets	KCE	-12.00%	-18.70%	-18.70%	-17.40%	1015651
Powershares HighYield Dividend Achievers	PEY	-11.90%	-8.80%	-8.80%	-19.50%	109086
KBW Regional Banking	KRE	-11.60%	-7.60%	-7.60%	-25.40%	3370664
Ishares Dow Jones US Home Construction	ITB	-11.60%	4.90%	4.90%	-51.60%	1060183
Ishares Dow Jones US Regional Banks	IAT	-11.20%	-4.00%	-4.00%	-27.60%	245753
Financial Select Sector Spider	XLF	-10.80%	-10.70%	-10.70%	-25.70%	NM

Name	Ticker	Total Return				30 Day Avg Volume
		Month	Quarter	YTD	1 Yr	
Large Cap						
Growth						
Powershares Dynamic Large Cap Growth	PWB	-0.40%	-12.00%	-12.00%	0.10%	372633
Powershares Valueline Timeliness Select	PIV	-0.90%	-15.20%	-15.20%	-3.80%	74004
Vanguard Growth Vipers	VUG	-1.10%	-9.10%	-9.10%	1.70%	493994
Ishares S&P 500 Growth Index	IVW	-1.10%	-9.60%	-9.60%	-0.50%	1431538
StreetTracks DJ Wilshire Large Cap Growth	ELG	-1.40%	-9.50%	-9.50%	-0.40%	49285
Ishares Russell 1000 Growth Index	IWF	-1.70%	-9.40%	-9.40%	0.10%	4121352
Ishares Russell 3000 Growth Index	IWZ	-1.90%	-9.90%	-9.90%	-0.60%	94567
Ishares Morningstar Large Growth Index	JKE	-1.90%	-11.30%	-11.30%	-0.90%	104447
First Trust IPOX - 100 Index	FPX	-3.40%	-13.40%	-13.40%	-2.40%	13904
Powershares Dynamic Agg Growth	PGZ	-4.20%	-16.30%	-16.30%	-5.10%	6119
Fidelity Nasdaq Composite Index	ONEQ	-4.50%	-14.20%	-14.20%	-5.50%	33166
Nasdaq 100 Trust Index	QQQQ	-4.80%	-16.10%	-16.10%	-0.50%	NM
Blend						
Powershares ValueLine Industry Rotation	PYH	0.30%	-10.90%	-10.90%	-1.00%	16039
Ishares NYSE Composite Index	NYC	-1.40%	-7.70%	-7.70%	0.50%	32063
Powershares Dynamic Market	PWC	-1.40%	-8.50%	-8.50%	-5.20%	75593
Claymore/Ocean Tomo Patent	OTP	-1.40%	-9.90%	-9.90%	1.30%	10475
Vanguard Dividend Appreciation	VIG	-1.50%	-6.70%	-6.70%	-1.20%	100932
Powershares Dynamic Large Cap	PJF	-1.60%	-9.20%	-9.20%	0.00%	8382
Claymore/Sabrient Defender	DEF	-1.70%	-7.20%	-7.20%	-6.30%	13776
Vanguard Pacific Stock Vipers	VPL	-1.80%	-7.20%	-7.20%	-5.80%	160460
Ishares Morningstar Large Core Index	KJD	-1.80%	-7.70%	-7.70%	1.00%	20659
Ishares KLD 400 Select Social Index	KLD	-2.00%	-8.70%	-8.70%	-4.20%	11321
Claymore/Zachs Sector Rotation	XRO	-2.00%	-13.10%	-13.10%	-1.80%	164544
Ishares S&P Global 100 Index	IOO	-2.10%	-10.60%	-10.60%	-0.80%	127215
Powershares Buyback Achievers	PKW	-2.20%	-8.30%	-8.30%	-10.20%	27642
SPDR DJ Wilshire Large Cap	ELR	-2.30%	-8.70%	-8.70%	-3.70%	8182
Market 2000 Holders	MKH	-2.40%	-9.50%	-9.50%	-4.70%	3782
Vanguard Total Stock Market Vipers	VTI	-2.50%	-8.50%	-8.50%	-3.60%	739646
S&P 500 Spiders	SPY	-2.60%	-8.50%	-8.50%	-3.10%	NM
Vanguard Large Cap	VV	-2.60%	-8.60%	-8.60%	-2.80%	377564
Ishares Russell 1000 Index	IWB	-2.80%	-8.50%	-8.50%	-4.10%	2216503
Ishares Russell 3000 Index	IWV	-2.80%	-8.60%	-8.60%	-4.80%	605663
Ishares Dow Jones US Total Market Index	IYY	-2.80%	-8.80%	-8.80%	-3.70%	117161
Ishares S&P 500	IVV	-2.80%	-8.90%	-8.90%	-3.40%	3256637
Rydex S&P Equal Weight	RSP	-3.00%	-7.20%	-7.20%	-8.00%	563591
Ishares S&P 1500 Index	ISI	-3.00%	-8.80%	-8.80%	-4.10%	92208
Powershares FTSE RAFI US 1000	PRF	-3.20%	-7.80%	-7.80%	-6.60%	130316
StreetTracks Total Market ETF	TMW	-3.20%	-8.30%	-8.30%	-3.40%	34145
Ishares KLD 400 Social Index	DSI	-3.40%	-10.20%	-10.20%	-7.30%	8086
Ishares S&P 100 Index	OEF	-4.30%	-10.50%	-10.50%	-3.40%	84186
First Trust NASDAQ 100 Equal Weight Index	QQEW	-4.50%	-12.20%	-12.20%	-5.20%	20054
Wisdom Tree Total Dividend	DTD	-4.80%	-7.60%	-7.60%	-7.00%	36599
Claymore/Zacks Yield Hog	CVY	-4.90%	-3.20%	-3.20%	-12.20%	27675
Powershares High Growth Rate Div Achievers	PHJ	-5.10%	-4.80%	-4.80%	-12.30%	20301
Wisdom Tree Large cap Dividend	DLN	-5.10%	-7.80%	-7.80%	-5.50%	97000
Wisdom Tree Dividend Top 100	DTN	-6.10%	-7.40%	-7.40%	-10.20%	36579
Wisdom Tree High Yielding Equity	DHS	-8.40%	-7.60%	-7.60%	-12.10%	63754
Value						
First Trust DB Strategic Value Index	FDV	-0.10%	-6.00%	-6.00%	2.00%	19020
Ishares MSCI EMU Index	EZU	-0.80%	-11.10%	-11.10%	2.10%	738703
Diamonds Trust Series I	DIA	-2.40%	-7.20%	-7.20%	2.50%	17216130
Ishares NYSE 100 Index	NY	-2.70%	-8.40%	-8.40%	-3.00%	15587
Powershares Dynamic Large Cap Value	PWV	-2.70%	-8.60%	-8.60%	-2.70%	102570
StreetTracks DJ Global Titans	DGT	-3.00%	-9.60%	-9.60%	-4.00%	23022
Ishares Russell 3000 Value Index	IWW	-3.80%	-7.80%	-7.80%	-9.20%	113386
Dreman Claymore Dividend & Income	DCS	-3.90%	0.30%	0.30%	-20.00%	147486
Ishares Russell 1000 Value	IWD	-3.90%	-7.80%	-7.80%	-8.40%	2923528
Vanguard Value Vipers	VTV	-3.90%	-8.50%	-8.50%	-7.50%	473446
Vanguard Value	VTV	-3.90%	-8.50%	-8.50%	-7.50%	473446
First Trust Valueline Dividend Index	FVD	-4.10%	-6.00%	-6.00%	-10.80%	25707
StreetTracks DJ Wilshire Large Cap Value	ELV	-4.10%	-8.20%	-8.20%	-5.90%	29996
Ishares S&P 500 Barra Value	IVE	-4.70%	-8.00%	-8.00%	-6.40%	1302199
Ishares S&P 500 Value Index	IVE	-4.70%	-8.00%	-8.00%	-6.40%	1302199
Ishares Morningstar Large Value Index	JKF	-4.80%	-8.30%	-8.30%	-7.20%	48522
Powershares Dividend Achievers	PFM	-6.20%	-8.90%	-8.90%	-7.80%	45533
SPDR S&P Dividend	SDY	-6.70%	-6.50%	-6.50%	-14.60%	94153
Ishares Dow Jones Select Dividend Index	DVY	-8.40%	-8.20%	-8.20%	-13.30%	1607778
First Trust Morningstar Div Leaders Index	FDL	-9.50%	-7.90%	-7.90%	-16.60%	26287
Rydex S&P 500 Pure Value	RPV	-10.80%	-8.40%	-8.40%	-14.30%	34432

Name	Ticker	Total Return				30 Day Avg Volume
		Month	Quarter	YTD	1 Yr	
Mid Cap						
Growth						
Vanguard Mid Cap Growth	VOT	0.20%	-9.70%	-9.70%	2.00%	118072
Ishares S&P Midcap 400 Growth Index	IJK	-0.40%	-7.10%	-7.10%	0.40%	252041
Ishares Morningstar Mid Growth index	JKH	-1.20%	-10.50%	-10.50%	2.90%	92664
Ishares Russell Midcap Growth Index	IWP	-1.40%	-9.30%	-9.30%	-2.50%	726833
SPDR DJ Wilshire Mid Cap Growth	EMG	-1.50%	-7.30%	-7.30%	-3.40%	10085
Rydex S&P Mid Cap 400 Pure Growth	RFG	-1.70%	-8.70%	-8.70%	-2.50%	9979
StreetTracks DJ Wilshire Smallcap Growth	DSG	-2.10%	-10.40%	-10.40%	-7.50%	36467
Powershares Dynamic Midcap Growth	PWJ	-3.20%	-14.30%	-14.30%	4.30%	183042
Powershares Dynamic OTC	PWO	-4.60%	-14.70%	-14.70%	-13.70%	17355
Claymore/Clear Spin-Off	CSD	-8.00%	-13.70%	-13.70%	-10.80%	17589
Blend						
First Trust ValueLine Equity Allocation Index	FVI	2.20%	-8.20%	-8.20%	-4.30%	3207
Ishares Morningstar Mid Core Index	JKG	-0.70%	-6.60%	-6.60%	-8.70%	72010
Midcap Spiders	MDY	-1.10%	-7.00%	-7.00%	-4.90%	5127131
Vanguard Midcap Vipers	VO	-1.50%	-8.10%	-8.10%	-6.20%	228238
Ishares S&P Midcap 400 Index	IJH	-1.80%	-7.40%	-7.40%	-4.40%	675215
Vanguard Extended Market Vipers	VXF	-1.90%	-8.40%	-8.40%	-7.30%	81466
Vanguard Extended Market Index	VXF	-1.90%	-8.40%	-8.40%	-7.30%	81466
Powershares Dynamic MagniQuant	PIQ	-1.90%	-8.70%	-8.70%	-9.10%	17643
SPDR DJ Wilshire Mid Cap	EMM	-2.00%	-6.70%	-6.70%	-8.80%	20311
Ishares Russell Midcap Index	IWR	-2.00%	-8.30%	-8.30%	-7.40%	456616
Powershares Listed Private Equity	PSP	-2.10%	-5.10%	-5.10%	-19.00%	69283
Claymore/Sabrient Insider	NFO	-3.60%	-9.60%	-9.60%	-9.40%	11229
Powershares Dynamic Mid Cap	PJG	-3.60%	-10.50%	-10.50%	-8.80%	9738
Wisdom Tree Mid Cap Dividend	DON	-5.40%	-6.50%	-6.50%	-14.60%	86823
Value						
SPDR DJ Wilshire Mid Cap Value	EMV	-2.90%	-6.50%	-6.50%	-11.70%	8704
Ishares Russell Midcap Value Index	IWS	-3.20%	-7.70%	-7.70%	-12.90%	675888
Ishares S&P Midcap 400 Barra Value	IJJ	-3.30%	-8.00%	-8.00%	-10.00%	179917
Powershares Dynamic Midcap Value	PWP	-3.60%	-8.30%	-8.30%	-11.30%	27031
Vanguard Mid Cap Value	VOE	-3.80%	-7.40%	-7.40%	-14.30%	109415
Ishares Morningstar Mid Value Index	JKI	-5.40%	-6.80%	-6.80%	-15.00%	81152
Rydex S&P Mid Cap 400 Pure Value	RFV	-6.70%	-5.20%	-5.20%	-12.70%	10847
Powershares HighYield Dividend Achievers	PEY	-11.90%	-8.80%	-8.80%	-19.50%	109086
Small Cap						
Growth						
Vanguard Smallcap Growth Vipers	VBK	-1.70%	-10.60%	-10.60%	-4.60%	148443
Ishares S&P Smallcap 600 Growth	IJT	-2.10%	-8.30%	-8.30%	-4.90%	397403
SPDR DJ Wilshire Small Cap Growth	DSG	-2.10%	-10.40%	-10.40%	-7.50%	36467
Ishares Morningstar Small Growth Index	JKK	-3.30%	-13.50%	-13.50%	-5.90%	34592
Ishares Russell 2000 Growth Index	IWO	-3.40%	-12.20%	-12.20%	-8.00%	3716766
Powershares Dynamic Smallcap Growth	PWT	-5.10%	-13.30%	-13.30%	-15.30%	35209
Rydex S&P Small Cap 600 Pure Growth	RZG	-5.70%	-9.50%	-9.50%	-9.00%	3925
Blend						
Powershares FTSE RAFI US 1500 Small-Mid	PRFZ	-1.00%	-8.30%	-8.30%	-10.60%	35117
Powershares Dynamic Small Cap	PJM	-1.80%	-7.50%	-7.50%	-11.40%	7076
SPDR DJ Wilshire Small Cap	DSC	-2.20%	-8.70%	-8.70%	-9.70%	33832
Ishares S&P Smallcap 600 Index	IJR	-2.40%	-7.60%	-7.60%	-9.20%	1688522
Vanguard Smallcap Vipers	VB	-2.40%	-8.60%	-8.60%	-9.40%	232367
Ishares Morningstar Small Core Index	JKJ	-2.50%	-7.10%	-7.10%	-12.90%	45084
Ishares Russell 2000 Index	IWM	-2.90%	-9.30%	-9.30%	-11.70%	94078560
Powershares Zacks Small Cap	PZJ	-3.00%	-11.10%	-11.10%	-12.90%	24157
Wisdom Tree Small Cap Earnings	EES	-4.00%	-8.00%	-8.00%	-18.90%	11104
Wisdom Tree Small Cap Dividend	DES	-5.50%	-5.30%	-5.30%	-17.60%	97547
Value						
Powershares Dynamic Smallcap Value	PWY	-2.40%	-5.10%	-5.10%	-11.80%	52670
Vanguard Smallcap Value Vipers	VBR	-2.60%	-6.40%	-6.40%	-13.90%	208365
StreetTracks DJ Wilshire Smallcap Value	DSV	-2.80%	-6.50%	-6.50%	-12.20%	19836
Ishares Russell 2000 Value Index	IWN	-3.20%	-6.90%	-6.90%	-17.00%	3258671
Ishares S&P Smallcap 600 Value Index	IJS	-3.40%	-7.20%	-7.20%	-13.20%	347133
Ishares Morningstar Small Value Index	JKL	-5.00%	-6.20%	-6.20%	-14.30%	31471
Rydex S&P Small Cap 600 Pure Value	RZV	-9.00%	-5.10%	-5.10%	-24.80%	14091
Micro Cap						
Micro Cap						
Claymore/Sabrient Stealth	STH	-1.10%	-5.80%	-5.80%	-21.50%	7811
First Trust Dow Jones Select Micro Cap	FDM	-1.90%	-9.70%	-9.70%	-16.90%	5764
Powershares Zacks Micro Cap	PZI	-2.90%	-11.50%	-11.50%	-24.20%	81685
Ishares Russell Micro Cap Index	IWC	-3.30%	-10.70%	-10.70%	-19.10%	209255

Name	Ticker	Total Return				30 Day Avg Volume
		Month	Quarter	YTD	1 Yr	
Sector/ Industry						
Basic Material						
Market Vectors Steel	SLX	13.80%	4.00%	4.00%	71.70%	214818
SPDR Metals & Mining	XME	12.80%	6.90%	6.90%	37.40%	1491211
Powershares DB Base Metals	DBB	10.90%	22.80%	22.80%	13.00%	136074
Powershares Dynamic Basic Materials	PYZ	5.60%	-1.60%	-1.60%	16.80%	15545
Market Vectors Gold Miners	GDX	5.50%	15.90%	15.90%	35.00%	4760632
Wisdom Tree Intl Basic Materials	DBN	5.30%	-1.80%	-1.80%	24.40%	32096
Ishares Dow Jones US Basic Materials	IYM	4.40%	-0.50%	-0.50%	22.80%	449896
Vanguard Materials Viper	VAW	3.40%	-1.50%	-1.50%	15.20%	67894
Market vectors Environmental	EVX	2.60%	-1.70%	-1.70%	16.50%	9132
Powershares FTSE RAFI Basic Materials	PRFM	2.40%	-1.70%	-1.70%	11.00%	1411
Materials Select Sector Spider	XLB	2.30%	-2.00%	-2.00%	11.30%	14380957
Rydex S&P Equal Weight Materials	RTM	-0.40%	-5.40%	-5.40%	-1.20%	3561
Rydex S&P Equal Weight Materials	RTM	-0.40%	-5.40%	-5.40%	-1.20%	3561
Consumer Cyclical						
Wisdom Tree Intl Consumer Cyclical	DPC	0.90%	-8.70%	-8.70%	-7.70%	13075
Powershares Dynamic Media	PBS	-1.30%	-6.90%	-6.90%	-16.80%	37590
Powershares FTSE RAFI Consumer Services	PRFS	-1.40%	-3.60%	-3.60%	-14.20%	3627
Powershares Dynamic Leisure & Entertain	PEJ	-1.90%	-6.50%	-6.50%	-15.00%	37751
Powershares Dynamic Consumer Disc	PEZ	-3.10%	-4.90%	-4.90%	-18.40%	15568
Ishares Dow Jones US Consumer Services	IYC	-3.70%	-5.70%	-5.70%	-13.80%	140495
Consumer Discretionary Spider	XLY	-3.90%	-4.20%	-4.20%	-16.90%	7537322
Powershares Dynamic Retail	PMR	-4.40%	-3.80%	-3.80%	-24.10%	38948
Vanguard Consumer Discretionary Viper	VCR	-4.80%	-6.90%	-6.90%	-18.40%	72158
Retail Holders	RTH	-5.70%	-3.90%	-3.90%	-12.00%	10052168
Rydex S&P Equal Weight Consumer Disc	RCD	-6.40%	-5.60%	-5.60%	-21.90%	31200
SPDR S&P Retail	XRT	-6.50%	-5.30%	-5.30%	-24.20%	6052399
Consumer Non-Cyclical						
Powershares Dynamic Food & Beverage	PBJ	1.70%	-5.80%	-5.80%	-1.10%	53066
Powershares Dynamic Consumer Staples	PSL	1.00%	-4.40%	-4.40%	-1.00%	8956
Wisdom Tree Intl Consumer Non-Cyclical	DPN	0.50%	-8.20%	-8.20%	3.20%	17086
Vanguard Consumer Staples Viper	VDC	0.00%	-5.30%	-5.30%	6.00%	62235
Rydex S&P Equal Weight Consumer Staples	RHS	0.00%	-8.10%	-8.10%	0.10%	11061
Consumer Staples Select Sector Spider	XLP	-0.30%	-5.80%	-5.80%	5.40%	3904426
Ishares S&P Global Consumer Staples	KXI	-0.40%	-7.10%	-7.10%	8.70%	125915
Powershares FTSE RAFI Consumer Goods	PRFG	-0.80%	-5.20%	-5.20%	-6.50%	2245
Ishares Dow Jones US Consumer Goods	IYK	-0.90%	-6.80%	-6.80%	1.40%	60957
Energy						
Ishares Dow Jones US Oil & Gas Ex Index	IEO	13.60%	5.50%	5.50%	43.70%	135825
SPDR S&P Oil & Gas Exploration & Prod	XOP	13.40%	4.80%	4.80%	41.10%	557951
Powershares DB Agriculture	DBA	12.40%	26.00%	26.00%	55.60%	2579680
Ishares Dow Jones US Oil Equipment Index	IEZ	12.20%	-4.60%	-4.60%	38.00%	65017
Oil Services Holders	OIH	12.00%	-6.80%	-6.80%	29.70%	8349990
Powershares DB Oil	DBO	11.60%	7.30%	7.30%	47.50%	43805
SPDR S&P Oil & Gas Equip & Services	XES	11.40%	-4.30%	-4.30%	32.30%	180580
United States Oil	USO	11.20%	6.20%	6.20%	57.10%	3850994
Powershares DB Energy	DBE	10.80%	9.30%	9.30%	49.20%	54771
Powershares Dynamic Oil & Gas Services	PXJ	10.80%	-5.00%	-5.00%	33.70%	222613
Rydex S&P Equal Weight Energy	RYE	10.40%	-1.90%	-1.90%	35.60%	7914
Powershares Dynamic Energy	PXI	9.50%	-2.50%	-2.50%	25.70%	17867
Energy Select Sector Spider	XLE	9.30%	-4.20%	-4.20%	35.00%	24821672
Ishares Goldman Sachs Natural Resources	IGE	9.20%	-1.30%	-1.30%	33.10%	126406
Powershares Dynamic Energy Exploration	PXE	9.10%	-2.60%	-2.60%	31.80%	44743
Vanguard Energy Vipers	VDE	8.70%	-3.40%	-3.40%	33.40%	48475
Ishares Dow Jones US Energy	IYE	8.70%	-3.90%	-3.90%	34.70%	487902
Powershares FTSE RAFI Energy	PRFE	8.30%	-5.20%	-5.20%	31.00%	6706
Ishares S&P Global Energy Sector	IXC	6.70%	-5.70%	-5.70%	27.00%	57630
Claymore MacroShares Oil Up Tradeable Tr	UCR	4.10%	-6.20%	-6.20%	30.30%	18260
Powershares WilderHill Prog Energy	PUW	1.40%	-10.40%	-10.40%	1.10%	17814
Powershares Cleantech	PZD	1.20%	-13.10%	-13.10%	18.60%	38971
Powershares Wilderhill Clean Energy	PBW	-5.00%	-25.20%	-25.20%	11.90%	1270907
Claymore MacroShares Oil Down Tradeable Tr	DCR	-9.60%	19.00%	19.00%	-33.30%	92680

Name	Ticker	Total Return				30 Day Avg Volume
		Month	Quarter	YTD	1 Yr	
Sector/ Industry						
Financial						
Ishares KLD Select Social Index	KLD	-2.00%	-8.70%	-8.70%	-4.20%	11321
Powershares Financial Preferred	PGF	-3.30%	12.70%	12.70%	-5.00%	140743
Powershares Dynamic Insurance	PIC	-4.60%	-7.10%	-7.10%	-10.40%	28290
Powershares Dynamic Financials	PFI	-4.90%	-8.90%	-8.90%	-10.10%	17385
KBW Insurance	KIE	-5.10%	-10.50%	-10.50%	-15.00%	327315
Wisdom Tree Intl Financial	DRF	-5.30%	-13.10%	-13.10%	-12.50%	16520
Ishares S&P Global Financials Sector	IXG	-6.70%	-12.00%	-12.00%	-20.60%	46131
Ishares Dow Jones US Insurance	IAK	-7.20%	-13.10%	-13.10%	-17.90%	20661
Rydex S&P Equal Weight Financials	RYF	-8.90%	-10.80%	-10.80%	-26.40%	11350
Vanguard Financials Viper	VFH	-9.00%	-10.30%	-10.30%	-24.10%	196616
Powershares FTSE RAFI Financials	PRFF	-9.50%	-9.30%	-9.30%	-23.80%	13938
Powershares Dynamic Banking	PJB	-10.20%	-5.60%	-5.60%	-24.20%	181152
Ishares Dow Jones US Financial Sector	IYF	-10.50%	-10.70%	-10.70%	-25.30%	2664754
Financial Select Sector Spider	XLF	-10.80%	-10.70%	-10.70%	-25.70%	NM
Ishares Dow Jones US Regional Banks	IAT	-11.20%	-4.00%	-4.00%	-27.60%	245753
KBW Regional Banking	KRE	-11.60%	-7.60%	-7.60%	-25.40%	3370664
KBW Capital Markets	KCE	-12.00%	-18.70%	-18.70%	-17.40%	1015651
Regional Bank Holders	RKH	-12.10%	-8.00%	-8.00%	-22.60%	1753665
KBW Bank	KBE	-12.40%	-6.30%	-6.30%	-25.70%	3855519
Ishares Dow Jones US Financial Services	IYG	-12.60%	-11.30%	-11.30%	-28.20%	373514
Ishares Dow Jones US Broker-Dealers	IAI	-13.90%	-18.30%	-18.30%	-21.00%	2200062
Industrials						
Industrial Select Sector Spider	XLI	-2.00%	-7.40%	-7.40%	3.90%	7414170
Vanguard Industrial Vipers	VIS	-2.10%	-7.30%	-7.30%	3.30%	37862
Ishares Dow Jones US Industrial	IYJ	-2.20%	-7.60%	-7.60%	2.80%	90286
Rydex S&P Equal Weight Industrials	RGI	-2.20%	-7.60%	-7.60%	0.30%	12911
Powershares FTSE RAFI Industrials	PRFN	-2.30%	-7.10%	-7.10%	1.70%	6575
Powershares Dynamic Industrials	PRN	-2.90%	-7.80%	-7.80%	3.30%	11668
Ishares Dow Jones US Aerospace & Defense	ITA	-3.10%	-11.20%	-11.20%	9.20%	74743
Ishares Dow Jones Transportation Average	IYT	-4.00%	0.30%	0.30%	-5.70%	1974205
Powershares Aerospace & Defense	PPA	-4.00%	-11.30%	-11.30%	5.40%	138455
Real Estate						
Powershares Dynamic Building & Constr	PKB	-2.00%	-7.50%	-7.50%	-3.60%	48964
Vanguard REIT Index Vipers	VNQ	-3.20%	-3.90%	-3.90%	-23.60%	828903
StreetTracks Wilshire REIT	RWR	-3.50%	-4.30%	-4.30%	-25.10%	674352
Ishares Cohen & Steers Realty Majors	ICF	-3.90%	-4.70%	-4.70%	-26.70%	2086542
Ishares Dow Jones US Real Estate	IYR	-4.20%	-4.10%	-4.10%	-25.20%	10605690
SPDR S&P Homebuilders	XHB	-7.30%	5.40%	5.40%	-42.20%	9495177
Ishares Dow Jones US Home Construction	ITB	-11.60%	4.90%	4.90%	-51.60%	1060183
Healthcare/Biotech						
Healthshares Emerging Cancer	HHJ	3.30%	-10.20%	-10.20%	-31.20%	7264
Biotech Holders	BBH	2.50%	3.70%	3.70%	-8.00%	231809
Healthshares Enabling Technologies	HHV	1.60%	-3.90%	-3.90%	23.90%	4414
Ishares Dow Jones US Medical Devices	IHI	0.80%	-5.30%	-5.30%	10.40%	93590
Healthshares Cardio Devices	HHE	0.40%	-7.30%	-7.30%	-7.90%	2421
SPDR S&P Pharmaceuticals	XPH	-1.00%	-6.40%	-6.40%	-9.20%	8907
Wisdom Tree Intl Healthcare	DBR	-1.60%	-5.30%	-5.30%	-2.70%	13930
Ishares Dow Jones US Pharmaceuticals	IHE	-1.60%	-6.40%	-6.40%	-5.70%	25456
Powershares FTSE RAFI Healthcare	PRFH	-1.80%	-8.70%	-8.70%	-1.90%	4665
Pharmaceutical Holders	PPH	-1.90%	-8.30%	-8.30%	-5.70%	1268505
Ishares Dow Jones US Healthcare	IYH	-2.00%	-7.10%	-7.10%	-0.50%	86587
Powershares Dynamic Pharmaceuticals	PJP	-2.10%	-5.80%	-5.80%	-5.60%	80113
Vanguard Health Care Vipers	VHT	-2.20%	-7.30%	-7.30%	-1.10%	68464
Ishares Nasdaq Biotechnology	IBB	-2.50%	-6.10%	-6.10%	-0.80%	1701720
Ishares S&P Global Healthcare Sector	IXJ	-2.50%	-6.50%	-6.50%	-3.60%	75807
Powershares Dynamic Biotech & Genome	PBE	-2.60%	-9.50%	-9.50%	-4.50%	64770
Rydex S&P Equal Weight Healthcare	RYH	-2.70%	-4.60%	-4.60%	2.20%	11789
Health Care Select Sector Spider	XLV	-2.70%	-7.10%	-7.10%	-0.90%	3854155
First Trust AMEX Biotech Index	FBT	-3.30%	-8.00%	-8.00%	-3.30%	35864
SPDR S&P Biotech	XBI	-4.20%	-9.60%	-9.60%	11.80%	226245
Powershares Dynamic Healthcare	PTH	-4.20%	-11.00%	-11.00%	-1.70%	33908
Healthshares Diagnostics	HHH	-4.70%	-10.00%	-10.00%	24.30%	27043
Healthshares Patient Care Services	HHB	-5.00%	-11.00%	-11.00%	-13.90%	2311
Powershares Dynamic Healthcare Services	PTJ	-6.40%	-10.40%	-10.40%	-2.00%	59184
Ishares Dow Jones US Healthcare Provider	IHF	-7.50%	-13.30%	-13.30%	-1.50%	183860

Name	Ticker	Total Return				30 Day Avg Volume
		Month	Quarter	YTD	1 Yr	
Sector/ Industry						
Technology						
Internet Infrastructure Holders	IIH	4.20%	1.80%	1.80%	6.60%	46496
Internet Holders	HHH	3.80%	-11.50%	-11.50%	-5.60%	249568
Internet Architecture Holders	IAH	3.00%	-9.90%	-9.90%	11.70%	18686
Semiconductor Holders	SMH	1.40%	-12.20%	-12.20%	-13.80%	11516796
First Trust Dow Jones Internet Index	FDN	1.10%	-10.90%	-10.90%	-4.30%	44746
Powershares Dynamic Semiconductors	PSI	1.10%	-14.10%	-14.10%	-18.30%	53231
Wisdom Tree Intl Technology	DBT	0.20%	-5.30%	-5.30%	-9.10%	22023
Powershares Dynamic Technology	PTF	-0.70%	-13.70%	-13.70%	-9.40%	9338
Rydex S&P Equal Weight Technology	RYT	-1.40%	-11.40%	-11.40%	-10.50%	13761
Ishares S&P Global Technology Sector	IXN	-1.90%	-13.70%	-13.70%	-0.40%	97477
Ishares Goldman Sachs Semiconductor	IGW	-2.00%	-15.50%	-15.50%	-18.40%	219699
Powershares Dynamic Hardware & Cons Electronics	PHW	-2.20%	-16.10%	-16.10%	-10.20%	8836
First Trust Nasdaq 100 Tech Index	QTEC	-2.50%	-13.90%	-13.90%	-7.60%	7752
StreetTracks Morgan Stanley Technology	MTK	-2.70%	-14.90%	-14.90%	-6.00%	44491
Ishares Goldman Sachs Technology Index	IGM	-2.90%	-15.40%	-15.40%	-1.20%	122967
Vanguard Information Technology Vipers	VGT	-3.00%	-15.80%	-15.80%	-2.60%	106597
SPDR S&P Semiconductor	XSD	-3.30%	-17.20%	-17.20%	-24.20%	136279
Ishares Dow Jones US Technology	IYW	-3.60%	-16.10%	-16.10%	-2.40%	202782
Broadband Holders	BDH	-3.80%	-8.70%	-8.70%	-18.30%	308489
Powershares Lux Nanotech	PXN	-4.10%	-10.80%	-10.80%	-19.70%	53096
Ishares Goldman Sachs Software Index	IGV	-4.10%	-13.60%	-13.60%	0.80%	157653
Powershares Dynamic Software	PSJ	-4.10%	-16.40%	-16.40%	-13.80%	18612
Technology Select Sector Spider	XLK	-4.70%	-16.90%	-16.90%	-3.10%	4196832
Ishares Goldman Sachs Networking	IGN	-5.20%	-17.10%	-17.10%	-14.40%	91886
Powershares Dynamic Networking	PXQ	-6.00%	-15.80%	-15.80%	-15.80%	9821
Software Holders	SWH	-6.60%	-14.80%	-14.80%	-3.20%	166125
B2B Internet Holders	BHH	-7.90%	-16.70%	-16.70%	-83.60%	19389
Telecommunications						
Wireless Holders	WMH	-3.70%	-14.00%	-14.00%	3.60%	16700
Powershares Dynamic Telecom & Wireless	PTE	-4.80%	-17.80%	-17.80%	-16.00%	10364
Ishares S&P Global Telecom	IXP	-5.90%	-12.80%	-12.80%	4.50%	96793
Powershares FTSE RAFI Telecom	PRFQ	-6.20%	-16.60%	-16.60%	-6.90%	4740
Telecom Holders	TTH	-8.30%	-17.90%	-17.90%	-13.60%	79989
Vanguard Telecom Services Vipers	VOX	-8.40%	-18.30%	-18.30%	-16.20%	69662
Ishares Dow Jones US Telecom	IYZ	-10.10%	-20.00%	-20.00%	-20.90%	469511
Utilities						
Powershares Water Resources	PHO	1.80%	-7.70%	-7.70%	6.40%	645078
Powershares FTSE RAFI Utilities	PRFU	-2.40%	-11.50%	-11.50%	-3.60%	4191
Ishares Dow Jones US Utilities	IDU	-3.30%	-10.00%	-10.00%	1.00%	78167
Vanguard Utilities Viper	VPU	-3.70%	-10.40%	-10.40%	0.40%	53951
Powershares Dynamic Utilities	PUI	-3.90%	-10.30%	-10.30%	-5.40%	17636
Utilities Holder	UTH	-4.00%	-10.40%	-10.40%	-9.60%	103400
Utilities Select Sector Spider	XLU	-4.10%	-11.20%	-11.20%	0.70%	6604169
Rydex S&P Equal Weight Utilities	RYU	-6.10%	-13.00%	-13.00%	-7.30%	15264
Commodity-Based						
Ishares Silver Trust	SLV	16.90%	33.80%	33.80%	39.20%	806886
Powershares DB Silver	DBS	16.90%	32.10%	32.10%	34.80%	51041
Ishares S&P GSCI Commodity-Indexed Trust	GSG	11.30%	10.80%	10.80%	44.20%	228376
Powershares DB Commodity Index	DBC	11.10%	14.40%	14.40%	45.70%	846983
Powershares DB Precious Metals	DBP	7.20%	18.60%	18.60%	39.30%	91146
Ishares COMEX Gold Trust	IAU	5.30%	16.90%	16.90%	44.80%	339332
StreetTracks Gold Shares	GLD	5.20%	16.60%	16.60%	44.70%	10466280
Powershares DB Gold	DGL	5.00%	15.50%	15.50%	40.50%	36200
Fixed Income						
Fixed Income						
Ishares Lehman 3-7 Year Treasury Bond	IEI	1.30%	4.30%	4.30%	11.10%	74154
Ishares Lehman TIPS Bond	TIP	0.90%	4.50%	4.50%	13.40%	562529
Ishares Lehman 7-10 Year Treasury Bond	IEF	0.90%	4.30%	4.30%	9.70%	418680
Ishares Lehman 1-3 Year Treasury Bond	SHY	0.80%	2.40%	2.40%	9.20%	1320421
Ishares Lehman 1-3 Year Credit Bond	CSJ	0.60%	2.70%	2.70%	5.10%	37554
Ishares Lehman Intermediate Govt Credit Bond	GVI	0.40%	2.50%	2.50%	5.50%	15341
Ishares Lehman Intermediate Credit Bond	CIU	0.40%	2.30%	2.30%	4.40%	20486
Ishares Lehman 10-20 Year Treasury Bond	TLH	0.30%	3.10%	3.10%	8.60%	26208
Ishares Lehman Govt Credit Bond	GBF	0.30%	2.70%	2.70%	5.90%	7861
Ishares Lehman Short Treasury Bond	SHV	-0.10%	0.60%	0.60%	3.30%	132583
Ishares Lehman Credit Bond	CFT	-0.40%	2.00%	2.00%	2.50%	6519
Ishares Lehman Aggregate	AGG	-0.60%	1.70%	1.70%	4.40%	605021
Ishares Lehman 20+ Year Treasury Bond	TLT	-0.80%	1.30%	1.30%	5.60%	3892968
Ishares GS Investop Corp Bond	LQD	-1.20%	1.40%	1.40%	0.60%	216354

Name	Ticker	Total Return				30 Day Avg Volume
		Month	Quarter	YTD	1 Yr	
Currencies						
Currencies						
CurrencyShares Australian Dollar	FXA	4.00%	6.50%	6.50%	24.20%	85411
CurrencyShares Swiss Franc	FXF	3.90%	8.90%	8.90%	18.40%	101376
CurrencyShares Swedish Krona	FXS	3.10%	5.00%	5.00%	16.20%	6002
Euro Currency	FXE	2.00%	4.00%	4.00%	18.10%	253622
Powershares DB USD Bear	UDN	2.00%	4.10%	4.10%	15.70%	57250
CurrencyShares Canadian Dollar	FXC	1.80%	0.90%	0.90%	22.60%	53864
CurrencyShares Mexican Peso	FXM	0.90%	2.00%	2.00%	10.60%	6146
CurrencyShares British Pound	FXB	-0.20%	-0.10%	-0.10%	6.10%	48114
Powershares DB G10 Currency Harvest	DBV	-0.70%	-2.40%	-2.40%	4.80%	190870
Powershares DB USD Bull	UUP	-2.10%	-3.20%	-3.20%	-7.20%	182518
International						
Global						
Wisdom Tree Intl MidCap Dividend	DIM	0.30%	-6.40%	-6.40%	-0.60%	33034
StreetTracks Dow Jones STOXX 50	FEU	-0.70%	-10.70%	-10.70%	1.40%	78680
Ishares MSCI EAFE	EFA	-1.00%	-8.80%	-8.80%	-0.80%	14547432
Ishares S&P / TOPIX 150 Index	ITF	-1.70%	-4.50%	-4.50%	-13.90%	34773
Powershares Intl Dividend Achievers	PID	-1.80%	-8.00%	-8.00%	3.80%	191635
Asia Pacific						
Ishares FTSE/Xinhua China 25	FXI	0.80%	-14.80%	-14.80%	48.70%	8326364
Powershares Golden Dragon Halter USX China	PGJ	0.50%	-19.10%	-19.10%	36.70%	793932
Wisdom Tree Japan Total Dividend	DXJ	0.00%	-3.30%	-3.30%	-13.60%	9343
Ishares MSCI Singapore	EWS	-0.20%	-11.90%	-11.90%	3.90%	5010942
SPDR Russell Nomura SmallCap Japan	JSC	-0.90%	-5.30%	-5.30%	-20.90%	20861
Ishares MSCI Australia	EWA	-1.30%	-7.90%	-7.90%	7.90%	2853545
Ishares MSCI Japan	EWJ	-1.50%	-5.70%	-5.70%	-15.10%	27658592
Ishares S&P TOPIX 150 Index	ITF	-1.70%	-4.50%	-4.50%	-13.90%	34773
SPDR Russell Nomura PRIME Japan	JPP	-1.80%	-5.50%	-5.50%	-14.70%	9575
Wisdom Tree Japan High Yielding Equity	DNL	-2.00%	-4.60%	-4.60%	-15.40%	9132
Ishares MSCI Pacific Ex Japan	EPP	-2.60%	-10.20%	-10.20%	13.70%	387140
Wisdom Tree Japan SmallCap Dividend	DFJ	-2.80%	-2.60%	-2.60%	-15.80%	26946
Wisdom Tree Pacific Ex-Japan High Yield	DNH	-3.60%	-9.10%	-9.10%	6.40%	15127
Ishares MSCI Hong Kong	EWH	-7.70%	-15.80%	-15.80%	17.50%	8706590
North America						
Ishares MSCI Canada	EWC	5.70%	-0.30%	-0.30%	25.60%	1674549
Europe						
Ishares MSCI Sweden	EWD	4.10%	-5.70%	-5.70%	-7.80%	334150
Ishares MSCI Switzerland	EWL	1.80%	-2.20%	-2.20%	2.30%	522414
Ishares MSCI Austria	EWO	1.20%	-10.20%	-10.20%	-7.50%	199922
Ishares MSCI Netherlands	EWN	0.50%	-9.50%	-9.50%	2.90%	157629
Ishares MSCI Belgium	EWK	0.30%	-7.40%	-7.40%	-8.50%	104355
Ishares MSCI Spain	EWP	0.30%	-9.80%	-9.80%	6.00%	497504
Ishares MSCI France	EWQ	-0.20%	-10.80%	-10.80%	-0.50%	677135
Vanguard European Stock Vipers	VGK	-0.30%	-9.20%	-9.20%	2.80%	728129
Ishares S&P Europe 350	IEV	-0.50%	-9.20%	-9.20%	-1.00%	1169269
Ishares MSCI Germany	EWG	-0.70%	-12.60%	-12.60%	12.20%	2778580
Ishares MSCI EMU	EZU	-0.80%	-11.10%	-11.10%	2.10%	738703
Ishares MSCI UK	EWU	-1.20%	-9.10%	-9.10%	-5.70%	968210
Ishares MSCI Italy	EWI	-1.90%	-9.50%	-9.50%	-9.70%	711576
StreetTracks Dow Jones Euro STOXX 50	FEZ	-1.90%	-12.50%	-12.50%	2.70%	248655
Europe 2001 Holders	EKH	-4.40%	-15.30%	-15.30%	-10.30%	4857
Emerging Markets						
Ishares MSCI Taiwan	EWT	12.70%	2.70%	2.70%	10.80%	11837781
Ishares MSCI Brazil	EWZ	9.20%	3.50%	3.50%	82.30%	16988972
Ishares S&P Latin America 40	ILF	7.70%	4.10%	4.10%	55.30%	693765
BLDRS Emerging Markets ADR	EEB	5.00%	-6.20%	-6.20%	65.80%	552958
BLDRS Emerging Markets ADR	ADRE	3.90%	-5.10%	-5.10%	40.00%	552153
Vanguard Emerging Markets	VWO	2.90%	-6.40%	-6.40%	31.80%	1066350
Ishares MSCI Emerging Markets	EEM	2.00%	-7.10%	-7.10%	29.00%	25072620
Ishares MSCI South Africa	EZA	1.00%	-8.90%	-8.90%	2.20%	226506
Ishares MSCI South Korea	EWY	0.50%	-12.00%	-12.00%	16.20%	3242979
Ishares MSCI Mexico	EWX	0.20%	-0.80%	-0.80%	10.20%	4714826
Ishares MSCI Malaysia	EWM	-4.10%	-1.60%	-1.60%	24.40%	4513197

Continued from page 1

Lynch and are issued by AB Svensk Ekportkredit and will charge .75%.

SPDR Adds International Dividend ETF

The SPDR S&P International Dividend ETF (DWX) will track a yield driven universe from the S&P/Citigroup Broad Market Index. It will charge .45%.

WisdomTree Launches India ETF

The WisdomTree India Earnings Fund (EPI) is the first ETF to cover the Indian market. It will track the WisdomTree India Earnings Index of 150 stocks.

It will charge .88%

Victoria Bay Launches Gasoline Fund

Victoria Bay Asset management has launched The United States Gasoline Fund (UGA). It tracks near-month futures gas price futures. It will charge .69%.

Saddle River Capital Management, LLC is an investment manager who focuses on managing active index portfolios using Exchange Traded Funds.

We concentrate on modern asset allocation techniques developing low expense highly diversified risk adjusted portfolios.

We have created and managed five separately managed ETF portfolios since January, 2004. It is rare to have ETF portfolios with a track record of above market performance since 2004.

The portfolios run from an Aggressive Growth style to Income and Preservation of Capital. These portfolios can also be used as life cycle style portfolios.

The performance of these portfolios is recorded on page 2. For more details and statistics on them please contact dick@saddlerivercapital.net. We will email or snail mail you the data sheets.

Consider putting your clients in these portfolios for a small fee. We can usually work within your system to provide seamless service. Please contact us for more information on this.

Also, for your high net worth clients who are looking for a sophisticated portfolio that is less correlated with the market yet may consistently outperform it, we can construct custom portfolios that match the techniques used by some of the highly successful endowment funds, i.e. Yale endowment.



172 Broadway
Woodcliff Lake, NJ 07677
Ph: 201-391-4500
www.saddlerivercapital.net