



SADDLE RIVER
CAPITAL MANAGEMENT LLC

ETF OUTLOOK

JUNE 2007

WWW.SADDLERIVERCAPITAL.NET

SRCM ETF Portfolios Add To Gains

All five SRCM ETF portfolios recorded solid gains for the month adding to substantial ytd gains.

Performance year-to-date is as follows:

Aggressive Growth	9.08%
Growth	7.90%
Growth & Inc. Blend	6.75%
Growth & Income	5.51%
Income & Cap. Preserve	5.08%

S&P 500 Index 7.92%

For clients who want to preserve capital yet gain a return that adds capital, the SRCM Growth & Income or the SRCM Income & Capital Preservation ETF portfolios answer these goals.

The risk of these portfolios is less than half that of the market yet they both have 5 month returns over 5%.

The SRCM Aggressive Growth ETF portfolio has been named by ETFR magazine as one of the 3 professional portfolios that they track for their subscribers. Last month this portfolio had the highest return of the three for the month of April. It's annualized return is 20.54%.

For more information on providing these portfolios to your clients please contact Dick Wolfe at dick@saddlerivercapital.net or phone 201-391-4500.

Latin America Leads The Top ETF Performers For The Month

Mexico, Brazil & Latin America were the top performers for the month. China, South Korea and the Emerging Markets were also among the top ten. Rounding out the list is oil, telecom, steel and internet.

The bottom ten losers were gold, biotech's and long term treasury.

Barclays Global Investors Launches New REIT ETFs

Barclays has launched 5 new REIT ETFs based on the FTSE NAREIT Indexes. They are:

- IShares FTSE NAREIT Residential (REZ)
- IShares FTSE NAREIT Industrial/Office (FIO)
- IShares FTSE NAREIT Retail (RTL)
- IShares FTSE NAREIT Mortgage REIT (REM)
- IShares FTSE NAREIT Real Estate 50 (FTY)

These indexes track the US REIT markets. The expense ratio on each is .48.

Van Eck Launches Russian ETF Fund

The new Market Vectors-Russia ETF from Van Eck (RSX), the first ETF to focus on Russia, was launched on the NYSE.

The fund tracks performance on the DAX Global Russia + Index and charges 69 basis points.

(continued on page 10)

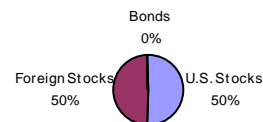
SADDLE RIVER CAPITAL MODEL ETF PORTFOLIOS - MAY 2007

AGGRESSIVE GROWTH

Total Return Month	Total Return Quarter	Total Return YTD	Total Return 1 Yr
3.56%	7.04%	9.08%	20.54%

Value of a \$10,000 investment made from portfolio inception (12/31/2003): \$17,560

Asset Allocation

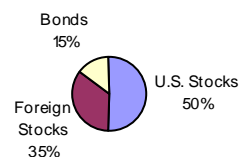


GROWTH

Total Return Month	Total Return Quarter	Total Return YTD	Total Return 1 Yr
2.72%	6.08%	7.90%	17.35%

Value of a \$10,000 investment made from portfolio inception (12/31/2003): \$16,287

Asset Allocation

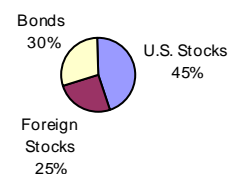


GROWTH & INCOME BLEND

Total Return Month	Total Return Quarter	Total Return YTD	Total Return 1 Yr
2.24%	5.04%	6.75%	15.94%

Value of a \$10,000 investment made from portfolio inception (12/31/2003): \$15,269

Asset Allocation

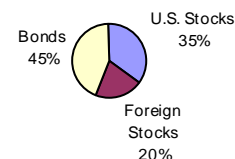


GROWTH & INCOME

Total Return Month	Total Return Quarter	Total Return YTD	Total Return 1 Yr
1.48%	3.78%	5.51%	13.72%

Value of a \$10,000 investment made from portfolio inception (12/31/2003): \$14,181

Asset Allocation

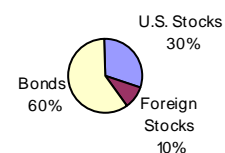


INCOME & PRESERVATION

Total Return Month	Total Return Quarter	Total Return YTD	Total Return 1 Yr
1.33%	2.40%	5.08%	12.55%

Value of a \$10,000 investment made from portfolio inception (12/31/2003): \$13,453

Asset Allocation



ETF SCORECARD - MAY 2007

NAME	RETURN		
	MAY	QTR	YTD
S&P 500 Index	3.255%	7.725%	7.919%
NASDAQ Composite	3.146%	7.552%	7.835%
MSCI EAFE	1.244%	5.387%	9.098%

Top 10 Best Performers for the Month

Name	Ticker	Total Return				30 Day Avg Volume
		Month	Quarter	YTD	1 Yr	
Ishares MSCI Mexico	EWW	13.60%	15.60%	22.70%	76.00%	3408169
Ishares MSCI Brazil	EWZ	12.80%	20.50%	26.60%	62.80%	7907876
B2B Internet Holders	BHH	12.80%	6.50%	6.00%	-10.50%	42869
Market Vectors Steel	SLX	12.10%	18.50%	43.10%	-	103517
Ishares S&P Latin America 40	ILF	11.60%	18.00%	23.90%	62.90%	297668
Powershares Dynamic Oil & Gas Services	PXJ	10.10%	19.00%	25.60%	20.70%	172519
Powershares Golden Dragon Halter USX China	PGJ	10.10%	13.90%	11.90%	48.00%	269002
BLDRS Emerging Markets ADR	EEB	9.70%	15.10%	13.10%	-	128555
Ishares MSCI South Korea	EWY	9.50%	14.90%	17.60%	29.00%	1048972
Telecom Holders	TTH	9.40%	9.90%	17.10%	45.60%	143907

Top 10 Worst Performers for the Month

Name	Ticker	Total Return				30 Day Avg Volume
		Month	Quarter	YTD	1 Yr	
Europe 2001 Holders	EKH	-6.00%	-1.30%	2.30%	17.90%	2966
United States Oil	USO	-4.40%	-8.20%	-5.10%	-27.70%	2808431
Healthshares Emerging Cancer	HHJ	-3.90%	0.30%	-0.30%	-	15841
CurrencyShares Swedish Krona	FXS	-3.40%	0.80%	-0.50%	-	4872
Claymore MacroShares Oil Down Tradeable Tr	DCR	-3.00%	-7.90%	-17.20%	-	8548
Ishares Lehman 20+ Year Treasury Bond	TLT	-2.70%	-2.20%	-1.20%	8.10%	730057
Powershares DB Gold	DGL	-2.60%	-0.30%	8.50%	-	21434
Biotech Holders	BBH	-2.50%	3.70%	-0.60%	2.80%	206493
Ishares COMEX Gold Trust	IAU	-2.40%	-0.40%	3.70%	2.20%	121403
Powershares DB Precious Metals	DBP	-2.40%	-0.40%	8.60%	-	9176

Name	Ticker	Total Return			30 Day Avg Volume	
		Month	Quarter	YTD		1 Yr
Large Cap Growth						
First Trust IPOX - 100 Index	FPX	5.80%	7.20%	11.20%	29.60%	12259
Powershares Dynamic Agg Growth	PGZ	4.20%	7.60%	10.50%	-	1641
Powershares Dynamic Large Cap Growth	PWB	3.80%	8.20%	8.50%	16.30%	66131
Ishares Russell 1000 Growth Index	IWF	3.70%	8.50%	9.90%	20.20%	1495424
Ishares Russell 3000 Growth Index	IWZ	3.70%	8.40%	9.70%	20.10%	22114
Ishares Morningstar Large Growth Index	JKE	3.60%	7.80%	9.50%	19.10%	22055
Vanguard Growth Vipers	VUG	3.50%	8.10%	9.40%	19.40%	115755
StreetTracks DJ Wilshire Large Cap Growth	ELG	3.40%	7.80%	9.10%	19.20%	15590
Nasdaq 100 Trust Index	QQQQ	3.20%	8.90%	9.90%	22.40%	NM
Ishares S&P 500 Growth Index	IVW	3.00%	8.00%	7.80%	20.30%	386113
Fidelity Nasdaq Composite Index	ONEQ	3.00%	7.50%	7.70%	20.10%	23611
Powershares Valueline Timeliness Select	PIV	1.40%	6.40%	11.60%	12.50%	116307
Blend						
Claymore/Ocean Tomo Patent	OTP	4.10%	9.30%	10.10%	-	1807
Ishares Dow Jones US Total Market Index	IYY	3.80%	8.00%	9.10%	21.90%	33170
Ishares NYSE Composite Index	NYC	3.80%	8.50%	10.00%	24.00%	5862
Ishares S&P 1500 Index	ISI	3.70%	8.00%	9.20%	22.00%	14590
Ishares Russell 3000 Index	IWV	3.70%	7.80%	9.00%	22.10%	339715
Vanguard Total Stock Market Vipers	VTI	3.70%	7.90%	9.30%	22.40%	197032
Ishares Russell 1000 Index	IWB	3.60%	8.00%	9.20%	22.60%	220524
Vanguard Large Cap	VV	3.60%	8.10%	9.20%	22.80%	51397
Streettracks Total Market ETF	TMW	3.50%	7.80%	9.00%	22.00%	6700
Ishares S&P 500	IVV	3.40%	7.90%	8.60%	22.10%	1342517
S&P 500 Spiders	SPY	3.40%	8.00%	8.70%	22.20%	NM
Claymore/Sabrient Defender	DEF	3.40%	7.90%	11.40%	-	12217
Ishares S&P 100 Index	OEF	3.30%	8.40%	7.00%	23.10%	57190
Rydex S&P Equal Weight	RSP	3.20%	7.80%	10.70%	22.40%	542748
Powershares FTSE RAFI US 1000	PRF	3.20%	7.20%	8.60%	23.00%	132266
Ishares KLD 400 Select Social Index	KLD	3.20%	8.40%	7.70%	19.50%	7059
Ishares Morningstar Large Core Index	JKD	3.10%	8.60%	7.30%	20.50%	13252
Claymore/Zachs Sector Rotation	XRO	3.10%	6.30%	11.60%	-	27528
Powershares Dynamic Large Cap	PJF	3.10%	8.30%	8.70%	-	4152
Wisdom Tree Total Dividend	DTD	3.10%	7.10%	8.00%	-	18166
Vanguard Pacific Stock Vipers	VPL	3.00%	2.40%	6.20%	14.10%	97872
Powershares ValueLine Industry Rotation	PYH	3.00%	6.10%	11.20%	-	45314
Powershares Buyback Achievers	PKW	3.00%	8.70%	7.70%	-	26983
Wisdom Tree Large cap Dividend	DLN	3.00%	7.30%	7.90%	-	41159
Ishares S&P Global 100 Index	IOO	2.90%	8.50%	8.40%	23.40%	64714
Claymore/Zacks Yield Hog	CVY	2.90%	6.90%	8.40%	-	20541
Ishares KLD 400 Social Index	DSI	2.90%	7.70%	6.60%	-	2562
Powershares High Growth Rate Div Achievers	PHJ	2.90%	6.10%	2.80%	10.20%	9248
Wisdom Tree Dividend Top 100	DTN	2.60%	5.80%	9.30%	-	21483
Wisdom Tree High Yielding Equity	DHS	2.60%	6.00%	7.10%	-	24145
First Trust NASDAQ 100 Equal Weight Index	QQEW	2.50%	8.30%	9.50%	19.20%	15299
Vanguard Dividend Appreciation	VIG	2.50%	7.00%	7.10%	17.80%	13669
Market 2000 Holders	MKH	2.40%	7.30%	5.90%	20.60%	1290
Powershares Dynamic Market	PWC	2.40%	6.70%	8.50%	19.00%	40814
SPDR DJ Wilshire Large Cap	ELR	2.40%	7.80%	8.20%	20.20%	1197
Value						
First Trust DB Strategic Value Index	FDV	5.30%	12.00%	14.40%	-	17200
Diamonds Trust Series I	DIA	4.30%	10.30%	9.50%	23.00%	12175337
Powershares Dynamic Large Cap Value	PWV	4.10%	8.50%	9.00%	27.90%	79321
Ishares MSCI EMU Index	EZU	3.80%	10.20%	15.50%	38.00%	248760
Ishares Morningstar Large Value Index	JKF	3.70%	7.80%	8.50%	27.40%	20966
Ishares NYSE 100 Index	NY	3.70%	8.40%	8.00%	22.10%	49093
Ishares Russell 1000 Value	IWD	3.60%	7.40%	8.50%	24.80%	918533
Vanguard Value Vipers	VTV	3.60%	7.90%	8.20%	25.10%	96812
Ishares S&P 500 Barra Value	IVE	3.60%	8.00%	9.50%	24.50%	332479
Ishares S&P 500 Value Index	IVE	3.60%	8.00%	9.50%	24.50%	332479
Vanguard Value	VTV	3.60%	7.90%	8.20%	25.10%	96812
Streettracks DJ Wilshire Large Cap Value	ELV	3.50%	7.90%	8.70%	25.90%	9876
Ishares Russell 3000 Value Index	IWW	3.50%	7.10%	7.80%	22.70%	57666
Rydex S&P 500 Pure Value	RPV	2.80%	6.50%	10.50%	25.40%	14638
First Trust Morningstar Div Leaders Index	FDL	2.70%	5.40%	6.50%	25.50%	19734
Powershares Dividend Achievers	PFM	2.40%	6.40%	5.00%	16.80%	19762
Streettracks DJ Global Titans	DGT	2.30%	7.10%	5.50%	21.70%	7024
First Trust Valueline Dividend Index	FVD	2.20%	4.70%	6.50%	29.40%	69597
SPDR S&P Dividend	SDY	2.20%	5.20%	6.50%	20.60%	21348
Ishares Dow Jones Select Dividend Index	DVY	2.00%	4.80%	6.70%	22.20%	383219
Dreman Claymore Dividend & Income	DCS	0.20%	2.40%	-2.00%	24.30%	108697

Name	Ticker	Total Return				30 Day Avg Volume
		Month	Quarter	YTD	1 Yr	
Mid Cap						
Growth						
Claymore/Clear Spin-Off	CSD	7.70%	12.70%	22.80%	-	41821
Ishares S&P Midcap 400 Growth Index	IJK	5.60%	8.80%	15.40%	19.70%	77866
Rydex S&P Mid Cap 400 Pure Growth	RFG	5.40%	9.30%	14.40%	20.40%	2255
Vanguard Mid Cap Growth	VOT	5.10%	9.70%	15.00%	-	30272
SPDR DJ Wilshire Mid Cap Growth	EMG	4.90%	9.20%	14.20%	19.40%	4303
Streetracks DJ Wilshire Smallcap Growth	DSG	4.80%	8.20%	12.90%	20.60%	2700
Powershares Dynamic Midcap Growth	PWJ	4.60%	8.60%	16.00%	23.60%	70010
Ishares Russell Midcap Growth Index	IWP	4.10%	8.40%	12.70%	20.60%	230124
Ishares Morningstar Mid Growth index	JKH	4.10%	9.20%	14.90%	19.80%	23262
Powershares Dynamic OTC	PWO	2.80%	7.20%	8.50%	14.50%	8366
Blend						
Midcap Spiders	MDY	5.10%	8.00%	14.30%	20.10%	3358015
Ishares S&P Midcap 400 Index	IJH	5.00%	8.00%	14.40%	20.40%	270030
Vanguard Extended Market Vipers	VXF	4.70%	7.20%	11.90%	21.50%	23555
Vanguard Extended Market Index	VXF	4.70%	7.20%	11.90%	21.50%	23555
Claymore/Sabrient Insider	NFO	4.60%	9.00%	13.80%	-	9341
Ishares Morningstar Mid Core Index	JKG	4.40%	8.50%	13.00%	25.00%	12414
Powershares Dynamic Mid Cap	PJG	4.40%	8.40%	13.70%	-	4197
SPDR DJ Wilshire Mid Cap	EMM	4.40%	8.80%	13.60%	20.10%	4090
Vanguard Midcap Vipers	VO	4.30%	8.10%	12.90%	22.40%	298983
Powershares Listed Private Equity	PSP	4.20%	7.70%	9.20%	-	46390
Ishares Russell Midcap Index	IWR	3.60%	7.40%	12.40%	23.70%	217503
Powershares Dynamic MagniQuant	PIQ	3.40%	6.30%	9.00%	-	20552
First Trust ValueLine Equity Allocation Index	FVI	3.10%	8.20%	9.40%	-	2566
Wisdom Tree Mid Cap Dividend	DON	2.70%	5.40%	8.00%	-	14783
Value						
Ishares S&P Midcap 400 Barra Value	IJJ	4.50%	7.00%	13.30%	20.60%	110859
Powershares Dynamic Midcap Value	PWP	4.40%	8.70%	14.20%	26.70%	27931
Vanguard Mid Cap Value	VOE	3.40%	6.80%	11.20%	-	33283
Ishares Russell Midcap Value Index	IWS	3.30%	6.40%	11.80%	25.70%	182614
Ishares Morningstar Mid Value Index	JKI	3.30%	6.50%	10.90%	24.00%	25507
Rydex S&P Mid Cap 400 Pure Value	RFV	3.30%	5.90%	11.50%	24.90%	3359
SPDR DJ Wilshire Mid Cap Value	EMV	2.90%	7.40%	11.70%	19.70%	941
Powershares HighYield Dividend Achievers	PEY	0.40%	0.30%	-3.30%	9.10%	95962
Small Cap						
Growth						
Ishares Morningstar Small Growth Index	JKK	5.20%	8.10%	12.10%	16.10%	7641
Vanguard Smallcap Growth Vipers	VBK	5.10%	8.90%	14.30%	20.10%	31355
SPDR DJ Wilshire Small Cap Growth	DSG	4.80%	8.20%	12.90%	20.60%	2700
Ishares Russell 2000 Growth Index	IWO	4.70%	8.10%	10.20%	17.20%	2279168
Ishares S&P Smallcap 600 Growth	IJT	4.60%	7.10%	11.80%	16.50%	66302
Rydex S&P Small Cap 600 Pure Growth	RZG	4.60%	6.50%	8.80%	12.70%	1224
Powershares Dynamic Smallcap Growth	PWT	0.70%	2.90%	6.20%	8.80%	22793
Blend						
Ishares Morningstar Small Core Index	JKJ	4.80%	7.30%	9.60%	20.80%	12834
Vanguard Smallcap Vipers	VB	4.50%	7.20%	11.10%	20.40%	54700
Ishares S&P Smallcap 600 Index	IJR	4.40%	6.80%	10.10%	17.20%	980147
Ishares Russell 2000 Index	IWM	4.30%	5.90%	8.10%	18.30%	69221976
Powershares FTSE RAFI US 1500 Small-Mid	PRFZ	4.20%	6.70%	9.30%	-	44198
SPDR DJ Wilshire Small Cap	DSC	4.00%	7.20%	10.70%	17.10%	2945
Wisdom Tree Small Cap Earnings	EES	3.80%	5.60%	1.20%	-	7452
Powershares Zacks Small Cap	PZJ	3.40%	5.50%	5.60%	14.00%	14879
Wisdom Tree Small Cap Dividend	DES	2.80%	3.00%	3.20%	-	25772
Powershares Dynamic Small Cap	PJM	1.60%	6.70%	8.00%	-	2400
Value						
Powershares Dynamic Smallcap Value	PWY	4.90%	7.00%	8.50%	22.00%	33124
Ishares S&P Smallcap 600 Value Index	IJS	4.60%	6.60%	8.80%	18.60%	82643
Streetracks DJ Wilshire Smallcap Value	DSV	4.00%	6.10%	9.50%	21.20%	7459
Vanguard Smallcap Value Vipers	VBR	3.80%	5.60%	7.70%	20.00%	53414
Ishares Morningstar Small Value Index	JKL	3.50%	5.70%	7.00%	19.60%	7828
Ishares Russell 2000 Value Index	IWN	3.30%	4.10%	5.30%	18.50%	1673689
Rydex S&P Small Cap 600 Pure Value	RZV	3.20%	5.20%	6.40%	19.40%	5138
Micro Cap						
Micro Cap						
First Trust Dow Jones Select Micro Cap	FDM	4.10%	5.60%	6.00%	15.60%	4079
Claymore/Sabrient Stealth	STH	3.80%	4.20%	4.40%	-	4810
Powershares Zacks Micro Cap	PZI	3.30%	3.80%	5.80%	14.40%	52934
Ishares Russell Micro Cap Index	IWC	2.90%	4.10%	4.90%	13.20%	62623

Name	Ticker	Total Return					30 Day Avg Volume
		Month	Quarter	YTD	1 Yr		
Sector/ Industry							
Basic Material							
Market Vectors Steel	SLX	12.10%	18.50%	43.10%	-	103517	
Ishares Dow Jones US Basic Materials	IYM	6.70%	10.20%	20.10%	27.70%	94714	
SPDR Metals & Mining	XME	6.60%	15.70%	34.90%	-	273527	
Powershares FTSE RAFI Basic Materials	PRFM	6.50%	9.40%	19.70%	-	1718	
Wisdom Tree Intl Basic Materials	DBN	6.30%	9.10%	23.90%	-	60152	
Materials Select Sector Spider	XLB	5.90%	7.50%	17.50%	28.40%	3696209	
Vanguard Materials Viper	VAW	5.70%	9.00%	20.20%	32.90%	34376	
Market vectors Environmental	EVX	5.40%	11.60%	14.30%	-	8197	
Powershares Dynamic Basic Materials	PYZ	5.30%	8.30%	20.40%	-	9941	
Rydex S&P Equal Weight Materials	RTM	4.00%	6.80%	14.60%	-	4059	
Rydex S&P Equal Weight Materials	RTM	4.00%	6.80%	14.60%	-	4059	
Market Vectors Gold Miners	GDX	-1.00%	-1.00%	-1.90%	1.10%	699191	
Powershares DB Base Metals	DBB	-1.40%	9.50%	14.60%	-	110303	
Consumer Cyclical							
Powershares Dynamic Media	PBS	4.80%	7.20%	6.70%	20.90%	85721	
SPDR S&P Retail	XRT	3.90%	4.00%	10.30%	-	1023864	
Powershares Dynamic Leisure & Entertain	PEJ	3.70%	4.90%	5.80%	19.50%	68041	
Consumer Discretionary Spider	XLY	3.00%	5.60%	4.50%	20.00%	1870972	
Ishares Dow Jones US Consumer Services	IYC	3.00%	4.80%	6.20%	18.50%	57672	
Rydex S&P Equal Weight Consumer Disc	RCD	3.00%	7.00%	8.00%	-	16186	
Vanguard Consumer Discretionary Viper	VCR	2.90%	5.60%	6.20%	21.40%	22603	
Retail Holders	RTH	2.60%	4.90%	6.70%	11.70%	3834493	
Powershares Dynamic Consumer Disc	PEZ	2.60%	5.30%	9.70%	-	3900	
Wisdom Tree Intl Consumer Cyclical	DPC	2.30%	6.30%	14.80%	-	3438	
Powershares FTSE RAFI Consumer Services	PRFS	2.00%	4.60%	6.30%	-	1087	
Powershares Dynamic Retail	PMR	1.00%	0.00%	3.30%	18.50%	19279	
Consumer Non-Cyclical							
Powershares Dynamic Food & Beverage	PBJ	1.60%	3.70%	8.60%	19.30%	22469	
Ishares Dow Jones US Consumer Goods	IYK	1.50%	5.90%	7.50%	21.30%	35145	
Powershares Dynamic Consumer Staples	PSL	1.50%	4.10%	8.70%	-	23345	
Consumer Staples Select Sector Spider	XLP	1.40%	4.20%	6.30%	17.40%	1537710	
Vanguard Consumer Staples Viper	VDC	1.40%	4.60%	7.60%	19.90%	18076	
Powershares FTSE RAFI Consumer Goods	PRFG	0.90%	5.50%	9.00%	-	13565	
Ishares S&P Global Consumer Staples	KXI	0.80%	4.40%	9.50%	-	8045	
Rydex S&P Equal Weight Consumer Staples	RHS	0.60%	4.30%	7.50%	-	1055	
Wisdom Tree Intl Consumer Non-Cyclical	DPN	-0.10%	4.30%	10.30%	-	9172	
Energy							
Powershares Dynamic Oil & Gas Services	PXJ	10.10%	19.00%	25.60%	20.70%	172519	
Powershares Dynamic Energy Exploration	PXE	8.70%	13.70%	22.30%	30.70%	66493	
Rydex S&P Equal Weight Energy	RYE	8.20%	14.40%	20.40%	-	1514	
Oil Services Holders	OIH	8.10%	16.10%	21.20%	11.20%	10675279	
Ishares Goldman Sachs Natural Resources	IGE	8.10%	13.70%	17.80%	21.90%	52431	
Energy Select Sector Spider	XLE	7.80%	13.30%	16.50%	23.60%	20495802	
SPDR S&P Oil & Gas Equip & Services	XES	7.80%	14.60%	22.40%	-	77397	
SPDR S&P Oil & Gas Exploration & Prod	XOP	7.50%	14.20%	22.10%	-	102521	
Ishares Dow Jones US Oil Equipment Index	IEZ	7.50%	15.40%	22.80%	14.40%	47928	
Vanguard Energy Vipers	VDE	7.40%	13.20%	17.40%	25.40%	45421	
Powershares FTSE RAFI Energy	PRFE	7.40%	12.80%	17.20%	-	4422	
Ishares Dow Jones US Energy	IYE	7.00%	13.10%	16.20%	26.60%	92076	
Ishares S&P Global Energy Sector	IXC	7.00%	11.90%	11.90%	21.40%	59606	
Ishares Dow Jones US Oil & Gas Ex Index	IEO	7.00%	13.00%	22.50%	23.40%	45379	
Powershares Dynamic Energy	PXI	6.80%	13.80%	22.10%	-	12048	
Powershares Cleantech	PZD	6.10%	10.20%	14.40%	-	10200	
Powershares DB Agriculture	DBA	6.00%	4.60%	5.30%	-	294852	
Powershares WilderHill Prog Energy	PUW	3.30%	10.60%	15.40%	-	17907	
Claymore LGA Green	GRN	3.30%	8.20%	6.80%	-	11652	
Powershares Wilderhill Clean Energy	PBW	1.70%	4.50%	14.00%	-4.70%	327806	
Claymore MacroShares Oil Up Tradeable Tr	UCR	1.70%	5.30%	15.30%	-	3255	
Powershares DB Energy	DBE	-0.60%	0.90%	15.40%	-	42845	
Powershares DB Oil	DBO	-1.90%	-4.20%	7.20%	-	19428	
Claymore MacroShares Oil Down Tradeable Tr	DCR	-3.00%	-7.90%	-17.20%	-	8548	
United States Oil	USO	-4.40%	-8.20%	-5.10%	-27.70%	2808431	

Name	Ticker	Total Return				30 Day Avg Volume
		Month	Quarter	YTD	1 Yr	
Sector/ Industry						
Financial						
KBW Capital Markets	KCE	4.40%	8.60%	7.00%	26.30%	353577
Ishares Dow Jones US Broker-Dealers	IAI	4.10%	8.30%	6.20%	25.20%	195925
Powershares Dynamic Financials	PFI	3.90%	7.70%	6.10%	-	2717
Ishares KLD Select Social Index	KLD	3.20%	8.40%	7.70%	19.50%	7059
Ishares Dow Jones US Financial Services	IYG	2.70%	6.50%	2.40%	15.90%	10031
Ishares Dow Jones US Insurance	IAK	2.70%	7.70%	5.80%	20.10%	4714
Powershares Dynamic Insurance	PIC	2.60%	6.80%	5.00%	15.90%	13566
Financial Select Sector Spider	XLF	2.40%	6.40%	3.20%	17.10%	12395089
KBW Insurance	KIE	2.40%	8.10%	7.30%	18.20%	68797
Ishares Dow Jones US Financial Sector	IYF	2.30%	6.10%	3.40%	18.00%	27428
Vanguard Financials Viper	VFH	2.30%	5.90%	3.00%	18.10%	32269
Ishares S&P Global Financials Sector	IXG	2.20%	6.50%	5.20%	22.70%	30128
Ishares S&P Global Financials	IXG	2.20%	6.50%	5.20%	22.70%	30128
Rydex S&P Equal Weight Financials	RYF	1.80%	4.70%	5.00%	-	538
Powershares FTSE RAFI Financials	PRFF	1.80%	5.70%	2.50%	-	3920
Ishares Dow Jones US Regional Banks	IAT	1.70%	1.90%	-0.70%	8.10%	4824
KBW Bank	KBE	1.50%	3.10%	0.50%	7.00%	255007
KBW Regional Banking	KRE	0.90%	-1.10%	-5.10%	-	942512
Wisdom Tree Intl Financial	DRF	0.60%	5.90%	9.00%	-	6966
Powershares Dynamic Banking	PJB	0.30%	-2.00%	-5.00%	-	1966
Regional Bank Holders	RKH	0.10%	2.20%	0.30%	13.00%	473176
Powershares Financial Preferred	PGF	-1.20%	-1.80%	-1.80%	-	37459
Industrials						
Powershares Dynamic Industrials	PRN	6.90%	12.20%	17.10%	-	30466
Ishares Dow Jones US Aerospace & Defense	ITA	6.60%	10.50%	17.00%	30.20%	22559
Vanguard Industrial Vipers	VIS	5.60%	10.60%	12.90%	18.90%	17241
Powershares Aerospace & Defense	PPA	5.60%	10.20%	14.90%	28.00%	107298
Ishares Dow Jones US Industrial	IYJ	5.50%	10.70%	13.70%	19.30%	26369
Industrial Select Sector Spider	XLI	5.20%	10.10%	11.80%	15.90%	2828268
Ishares Dow Jones Transportation Average	IYT	5.10%	10.30%	16.30%	13.70%	756093
Powershares FTSE RAFI Industrials	PRFN	4.70%	10.10%	13.30%	-	5388
Rydex S&P Equal Weight Industrials	RGI	4.40%	11.30%	15.00%	-	1017
Real Estate						
Powershares Dynamic Building & Constr	PKB	8.70%	14.70%	23.30%	24.90%	15048
SPDR S&P Homebuilders	XHB	4.40%	9.60%	-4.60%	-2.80%	3017615
Ishares Dow Jones US Home Construction	ITB	3.00%	9.00%	-11.90%	-12.30%	176222
Ishares Dow Jones US Real Estate	IYR	0.20%	0.40%	3.50%	28.50%	4630663
Streettracks Wilshire REIT	RWR	0.00%	-0.10%	3.50%	28.50%	108455
Vanguard REIT Index Vipers	VNQ	-0.40%	-0.50%	3.10%	28.30%	177576
Ishares Cohen & Steers Realty Majors	ICF	-0.90%	-0.90%	2.70%	31.20%	383341
Healthcare/Biotech						
Powershares Dynamic Healthcare Services	PTJ	4.00%	7.70%	14.50%	-	13383
Healthshares Cardio Devices	HHE	3.90%	6.10%	4.00%	-	1445
Ishares Dow Jones US Healthcare Provider	IHF	3.60%	7.00%	11.90%	23.80%	82200
Healthshares Patient Care Services	HHB	3.40%	4.80%	11.00%	-	2452
Healthshares Diagnostics	HHD	3.20%	6.30%	4.90%	-	2093
Powershares Dynamic Healthcare	PTH	2.40%	6.20%	13.10%	-	20448
SPDR S&P Biotech	XBI	2.30%	11.40%	16.50%	19.60%	82883
Rydex S&P Equal Weight Healthcare	RYH	2.10%	9.70%	13.50%	-	21183
Pharmaceutical Holders	PPH	2.00%	9.30%	10.30%	22.90%	739824
Powershares FTSE RAFI Healthcare	PRFH	2.00%	9.40%	10.80%	-	3426
Ishares Dow Jones US Medical Devices	IHI	1.90%	5.90%	8.70%	16.90%	30721
Health Care Select Sector Spider	XLV	1.70%	9.20%	9.70%	21.80%	1635705
Vanguard Health Care Vipers	VHT	1.70%	8.00%	9.60%	21.00%	26697
Ishares Dow Jones US Healthcare	IYH	1.60%	8.40%	9.50%	20.80%	76021
Ishares Dow Jones US Pharmaceuticals	IHE	1.50%	9.10%	10.60%	22.10%	13445
Powershares Dynamic Pharmaceuticals	PJP	1.10%	9.90%	9.20%	24.10%	111959
SPDR S&P Pharmaceuticals	XPH	0.90%	7.10%	7.30%	-	3066
Powershares Dynamic Biotech & Genome	PBE	0.20%	7.60%	9.20%	18.80%	102421
Ishares S&P Global Healthcare Sector	IXJ	0.10%	6.40%	7.20%	17.70%	103945
First Trust AMEX Biotech Index	FBT	-0.20%	7.50%	9.00%	-	23217
Healthshares Enabling Technologies	HHV	-0.30%	2.60%	4.40%	-	1803
Ishares Nasdaq Biotechnology	IBB	-0.70%	7.40%	4.70%	11.20%	1074217
Wisdom Tree Intl Healthcare	DBR	-1.50%	2.90%	5.30%	-	4245
Biotech Holders	BBH	-2.50%	3.70%	-0.60%	2.80%	206493
Healthshares Emerging Cancer	HHJ	-3.90%	0.30%	-0.30%	-	15841

Name	Ticker	Total Return				30 Day Avg Volume
		Month	Quarter	YTD	1 Yr	
Sector/ Industry						
Technology						
B2B Internet Holders	BHH	12.80%	6.50%	6.00%	-10.50%	42869
Internet Infrastructure Holders	IIH	7.10%	6.00%	-0.40%	15.30%	137472
First Trust Dow Jones Internet Index	FDN	6.80%	12.30%	16.00%	-	20010
Internet Architecture Holders	IAH	6.30%	13.10%	10.40%	35.60%	44383
Ishares Goldman Sachs Networking	IGN	5.60%	8.20%	7.70%	10.60%	125346
Powershares Dynamic Networking	PXQ	5.50%	9.30%	12.30%	24.30%	10383
Technology Select Sector Spider	XLK	5.00%	10.00%	10.30%	26.40%	2074145
Ishares Goldman Sachs Software Index	IGV	4.60%	7.90%	9.10%	28.90%	175003
Ishares Goldman Sachs Technology Index	IGM	4.50%	9.70%	9.30%	23.90%	64897
Ishares Dow Jones US Technology	IYW	4.30%	9.40%	8.50%	23.20%	77186
Vanguard Information Technology Vipers	VGT	4.20%	9.40%	9.10%	22.80%	37569
Internet Holders	HHH	4.10%	10.70%	17.90%	14.90%	225055
Streettracks Morgan Stanley Technology	MTK	4.00%	10.90%	8.30%	23.10%	20872
Powershares Dynamic Technology	PTF	3.90%	9.30%	12.00%	-	12852
Ishares S&P Global Technology Sector	IXN	3.60%	8.60%	6.40%	20.20%	31652
Powershares Dynamic Software	PSJ	2.90%	4.90%	9.30%	23.20%	42255
Powershares Dynamic Hardware & Cons Electronics	PHW	2.80%	7.50%	6.50%	18.50%	3883
Software Holders	SWH	2.50%	7.70%	3.00%	22.90%	227579
First Trust Nasdaq 100 Tech Index	QTEC	2.40%	8.30%	7.20%	20.60%	12434
Wisdom Tree Intl Technology	DBT	2.00%	5.10%	3.90%	-	1410
Powershares Lux Nanotech	PXN	1.40%	3.90%	3.30%	-1.40%	59484
Rydex S&P Equal Weight Technology	RYT	1.40%	7.30%	7.10%	-	452
Powershares Dynamic Semiconductors	PSI	1.10%	8.80%	12.00%	7.20%	179011
Ishares Goldman Sachs Semiconductor	IGW	0.80%	7.00%	5.80%	7.10%	128644
SPDR S&P Semiconductor	XSD	0.80%	7.10%	6.30%	5.60%	142310
Broadband Holders	BDH	0.70%	3.00%	2.90%	-11.20%	230452
Semiconductor Holders	SMH	0.30%	9.90%	9.10%	7.90%	13864769
Telecommunications						
Telecom Holders	TTH	9.40%	9.90%	17.10%	45.60%	143907
Ishares Dow Jones US Telecom	IYZ	9.00%	11.30%	17.30%	42.00%	439173
Vanguard Telecom Services Vipers	VOX	8.70%	9.90%	14.70%	41.90%	34645
Wireless Holders	WMH	7.60%	11.60%	11.50%	11.30%	8366
Ishares S&P Global Telecom	IXP	6.60%	10.10%	14.20%	42.10%	36462
Powershares FTSE RAFI Telecom	PRFQ	5.80%	10.40%	10.50%	-	2948
Powershares Dynamic Telecom & Wireless	PTE	4.80%	8.00%	7.80%	30.60%	18210
Utilities						
Powershares Water Resources	PHO	5.30%	9.60%	11.30%	19.30%	523867
Rydex S&P Equal Weight Utilities	RYU	2.10%	5.80%	13.30%	-	2255
Vanguard Utilities Viper	VPU	1.00%	5.00%	14.50%	35.10%	56641
Ishares Dow Jones US Utilities	IDU	0.90%	5.00%	14.10%	34.20%	64676
Utilities Holder	UTH	0.90%	5.70%	13.00%	29.20%	178655
Utilities Select Sector Spider	XLU	0.50%	5.40%	14.50%	34.90%	4649748
Powershares Dynamic Utilities	PUI	0.30%	3.10%	8.80%	25.50%	21600
Powershares FTSE RAFI Utilities	PRFU	0.20%	3.80%	10.70%	-	2803
Commodity-Based						
Ishares Silver Trust	SLV	0.40%	0.20%	4.00%	6.00%	403393
Powershares DB Silver	DBS	0.20%	0.20%	9.50%	-	11197
Powershares DB Commodity Index	DBC	-0.20%	0.50%	3.80%	2.40%	254979
Ishares S&P GSCI Commodity-Indexed Trust	GSG	-1.20%	-0.70%	2.80%	-	114969
Streettracks Gold Shares	GLD	-2.30%	-0.30%	3.70%	2.00%	4554807
Ishares COMEX Gold Trust	IAU	-2.40%	-0.40%	3.70%	2.20%	121403
Powershares DB Precious Metals	DBP	-2.40%	-0.40%	8.60%	-	9176
Powershares DB Gold	DGL	-2.60%	-0.30%	8.50%	-	21434
Fixed Income						
Fixed Income						
Ishares Lehman Short Treasury Bond	SHV	0.20%	0.30%	0.80%	-	62779
Ishares Lehman 1-3 Year Treasury Bond	SHY	-0.40%	-0.50%	1.20%	4.60%	703700
Ishares Lehman 1-3 Year Credit Bond	CSJ	-0.40%	-0.60%	0.20%	-	17645
Ishares Lehman Intermediate Govt Credit Bond	GVI	-1.10%	-1.00%	-0.30%	-	7531
Ishares Lehman Govt Credit Bond	GBF	-1.10%	-1.20%	-0.60%	-	23410
Ishares Lehman Aggregate	AGG	-1.20%	-1.10%	0.60%	6.00%	367352
Ishares Lehman Intermediate Credit Bond	CIU	-1.20%	-1.20%	-0.50%	-	4366
Ishares Lehman 3-7 Year Treasury Bond	IEI	-1.20%	-1.20%	-0.10%	-	10100
Ishares Lehman Credit Bond	CFT	-1.30%	-1.20%	-0.70%	-	10407
Ishares Lehman TIPS Bond	TIP	-1.70%	-1.40%	0.80%	3.20%	176300
Ishares GS Investop Corp Bond	LQD	-1.70%	-1.20%	0.50%	7.10%	137129
Ishares Lehman 7-10 Year Treasury Bond	IEF	-1.80%	-1.60%	0.20%	6.10%	208841
Ishares Lehman 10-20 Year Treasury Bond	TLH	-2.00%	-1.80%	-1.40%	-	7641
Ishares Lehman 20+ Year Treasury Bond	TLT	-2.70%	-2.20%	-1.20%	8.10%	730057

Name	Ticker	Total Return				30 Day Avg Volume
		Month	Quarter	YTD	1 Yr	
Currencies						
Currencies						
CurrencyShares Canadian Dollar	FXC	3.70%	7.60%	9.90%	-	14393
Powershares DB G10 Currency Harvest	DBV	2.40%	4.60%	8.70%	-	115914
CurrencyShares Mexican Peso	FXM	1.80%	2.60%	2.10%	-	3790
Powershares DB USD Bull	UUP	1.80%	0.50%	-0.60%	-	25731
CurrencyShares Australian Dollar	FXA	-0.30%	2.40%	6.10%	-	20372
Powershares DB USD Bear	UDN	-0.70%	1.30%	3.10%	-	26283
CurrencyShares British Pound	FXB	-1.00%	0.60%	2.20%	-	7624
Euro Currency	FXE	-1.50%	0.70%	2.60%	6.40%	85748
CurrencyShares Swiss Franc	FXF	-1.50%	-0.80%	-0.30%	-	12086
CurrencyShares Swedish Krona	FXS	-3.40%	0.80%	-0.50%	-	4872
International						
Global						
Powershares Intl Dividend Achievers	PID	3.50%	8.00%	9.90%	26.50%	191169
Ishares S&P / TOPIX 150 Index	ITF	3.30%	0.90%	3.00%	6.80%	22007
Wisdom Tree Intl MidCap Dividend	DIM	2.50%	7.10%	14.10%	-	63069
Ishares MSCI EAFE	EFA	2.40%	6.30%	10.70%	26.20%	6349894
Streettracks Dow Jones STOXX 50	FEU	1.90%	8.20%	10.40%	25.70%	79600
Asia Pacific						
Powershares Golden Dragon Halter USX China	PGJ	10.10%	13.90%	11.90%	48.00%	269002
Ishares MSCI Singapore	EWS	7.50%	10.70%	22.20%	62.60%	2932882
Ishares FTSE / Xinhua China 25	FXI	6.70%	9.70%	0.80%	55.10%	2710614
Ishares S&P TOPIX 150 Index	ITF	3.30%	0.90%	3.00%	6.80%	22007
Ishares MSCI Pacific Ex Japan	EPP	3.10%	7.10%	14.90%	39.40%	181797
Ishares MSCI Hong Kong	EWK	3.10%	4.80%	5.20%	27.90%	3089246
Ishares MSCI Australia	EWA	3.00%	7.50%	18.70%	39.40%	1198752
Ishares MSCI Japan	EWJ	2.20%	0.20%	2.70%	5.00%	18967858
SPDR Russell Nomura PRIME Japan	JPP	2.00%	-0.20%	2.10%	-	9279
Wisdom Tree Japan Total Dividend	DXJ	1.30%	-0.90%	1.70%	-	13021
Wisdom Tree Pacific Ex-Japan High Yield	DNH	1.30%	7.60%	16.90%	-	40359
Wisdom Tree Japan High Yielding Equity	DNL	1.20%	-1.60%	1.30%	-	11276
Wisdom Tree Japan SmallCap Dividend	DFJ	-0.80%	-1.30%	1.40%	-	19134
SPDR Russell Nomura SmallCap Japan	JSC	-1.50%	-5.00%	-0.80%	-	18893
North America						
Ishares MSCI Canada	EWC	9.20%	15.10%	18.90%	25.00%	469800
Europe						
Ishares MSCI Spain	EWP	5.50%	6.00%	11.60%	45.10%	260089
Ishares MSCI Germany	EWG	5.30%	14.70%	22.90%	45.30%	822641
Ishares MSCI EMU	EZU	3.80%	10.20%	15.50%	38.00%	248760
Ishares MSCI France	EWQ	2.80%	10.60%	13.70%	32.70%	277459
Streettracks Dow Jones Euro STOXX 50	FEZ	2.80%	10.90%	13.60%	32.60%	263479
Ishares S&P Europe 350	IEV	2.20%	8.40%	11.80%	31.70%	271232
Ishares MSCI UK	EWU	2.10%	5.40%	8.40%	25.40%	269185
Vanguard European Stock Vipers	VGK	2.10%	8.00%	12.40%	32.40%	218522
Ishares MSCI Austria	EWO	1.70%	5.90%	11.30%	36.40%	328579
Ishares MSCI Belgium	EWK	0.90%	5.40%	9.60%	31.90%	137545
Ishares MSCI Switzerland	EWL	-0.10%	6.60%	9.10%	28.30%	117886
Ishares MSCI Netherlands	EWN	-0.30%	7.80%	16.30%	38.10%	164107
Ishares MSCI Italy	EWI	-0.60%	6.00%	7.80%	25.50%	265745
Ishares MSCI Sweden	EWD	-1.30%	9.20%	13.40%	45.90%	350464
Europe 2001 Holders	EKH	-6.00%	-1.30%	2.30%	17.90%	2966
Emerging Markets						
Ishares MSCI Mexico	EWW	13.60%	15.60%	22.70%	76.00%	3408169
Ishares MSCI Brazil	EWZ	12.80%	20.50%	26.60%	62.80%	7907876
Ishares S&P Latin America 40	ILF	11.60%	18.00%	23.90%	62.90%	297668
BLDRS Emerging Markets ADR	EEB	9.70%	15.10%	13.10%	-	128555
Ishares MSCI South Korea	EWY	9.50%	14.90%	17.60%	29.00%	1048972
BLDRS Emerging Markets ADR	ADRE	8.10%	11.90%	13.30%	46.30%	156946
Vanguard Emerging Markets	VWO	6.70%	10.70%	12.80%	37.80%	340975
Ishares MSCI Taiwan	EWT	5.70%	4.70%	0.60%	15.80%	4480996
Ishares MSCI Emerging Markets	EEM	4.90%	8.80%	11.10%	37.00%	8098936
Ishares MSCI Malaysia	EWM	4.80%	10.20%	31.20%	60.50%	3194600
Ishares MSCI South Africa	EZA	-1.70%	5.80%	11.70%	28.50%	174125

First Trust Rolls Out 20 New ETFs

First Trust has launched sixteen AlphaDex ETFs. These funds use quantitative strategies designed to beat the market.

The Style Funds are:

- First trust Large Cap Core AlphaDex Fund (FEX)
- First Trust Mid Cap Core AlphaDex Fund (FNX)
- First Trust Small Cap Core AlphaDex Fund (FYX)
- First Trust Large Cap Growth Opportunities AlphaDex Fund (FTC)
- First Trust Large Cap Value Opportunities AlphaDex Fund (FTA)
- First Trust Mid Cap Growth AlphaDex Fund (FAD)
- First Trust Mid Cap Value AlphaDex Fund (FAB)

The Sector Funds are:

- First Trust Consumer Discretionary AlphaDex Fund (FXD)
- First Trust Consumer Staples AlphaDex Fund (FXG)
- First Trust Energy AlphaDex Fund (FXN)
- First Trust Financials AlphaDex Fund (FXO)
- First Trust Health Care AlphaDex Fund (FXH)
- First Trust Industrials/Producer Durables AlphaDex Fund (FXR)
- First Trust Materials AlphaDex Fund (FXZ)
- First Trust Technologys AlphaDex Fund (FXL)
- First Trust Utilities AlphaDex Fund (FXU)

These funds will charge 70 basis points

The First Trust S&P REIT Index Funds (FRI) will charge 50 basis points.

Three other funds have been launched based on the International Securities Exchange Indexes (ISE):

- First Trust Revere Natural Gas Index Fund (FCG)
- First Trust ISE Water Index Fund (FIW)
- First Trust ISE Chindia Fund (FNI)

These funds will charge 60 basis points.

Van Eck Launches A Global Alternative Energy ETF

Van Eck has launched the Market Vectors-Global Alternative Energy ETF (GEX). It will track the performance of the Ar-dour Global Alternative Energy Index. It will charge 65 basis points.

Saddle River Capital Management, LLC is a money manager and financial advisor who offers five life cycle ETF portfolios with a three year track record.

SRM offers these portfolios to other advisors who would like to provide their clients with the benefits that Lefts provide. They will also enjoy the benefit of a closely managed institutional style asset allocated portfolio that matches their risk profile.

For more information please contact Dick Wolfe dick@saddlerivercapital.net, or Doug Wolfe, doug@saddlerivercapital.net. Phone 201-391-4500.

Visit our web site at www.saddlerivercapital.net



172 Broadway
Woodcliff Lake, NJ 07677
201-391-4500