



SADDLE RIVER
CAPITAL MANAGEMENT LLC

ETF OUTLOOK

March 2007

WWW.SADDLERIVERCAPITAL.NET

All of The Saddle River Capital ETF Portfolios Out Paces The Market in February and YTD.

The Income and Capital Preservation SRCM ETF portfolio was the only one in positive territory for the month up .51%.

All of the SRCM portfolios are positive for the two months ending in February with the Income and Preservation ETF portfolio up 1.37% versus the S&P 500 Index -.809%. The portfolio has a .44 Beta.

The five Saddle River Capital ETF portfolios are one of the very few pure ETF portfolios available to investors and advisors with a three year track record. All of the portfolio have consistently out performed the market in the three years and the most conservative portfolio matched the market's three year return with less than half the risk.

The Saddle River Capital Aggressive Growth Portfolio has a three year annualized return through February 2007 of 15.17% beating the market by 8.06% on an annualized basis. This fund has a Beta of 1.2.

Contact dick@saddlerivercapital.net to learn more about how you can offer these dynamic portfolios to your clients.

Fixed Income & Utilities Are The Top Gainers for February

The top performer for the month was the 20 yr US Treasury Bond (TLT) followed by the Inflation Protected Treasury (TIPS).

The losers for the month were the Emerging Markets with Malaysia and Mexico in the lead followed closely by China, Hong Kong and the other Emerging Markets.

First Trust Launches Two New NASDAQ Linked ETFs

First Trust has launched two NASDAQ-linked ETFs in February. The First Trust NASDAQ-100 Ex-Technology Sector Index Fund (QQXT) tracks all non-technology stocks in the NASDAQ-100 Index. It charges 60 basis points.

The First Trust NASDAQ Clean Edge U.S. Liquid Series Index Fund (QCLN) tracks the performance of 46 companies in the NASDAQ 100 involved in the clean-energy business.

PowerShares Launches Two New Currency Related ETFs

PowerShares has launched two new ETFs tied to the U.S. Dollar Index. The PowerShares DB US Dollar bullish Fund (UUP) will rise in value when the underlying index rises. The PowerShares DB US Dollar Bearish Fund (UDN) will fall in value when the index rises.

The U.S. Dollar Index is known as the barometer for the dollar in the global market. It relates to the value of the dollar against six currencies: the euro, Japanese yen, British pound, Canadian dollar, Swedish Krona, and the Swiss franc. The index is trade weighted.

The fund will hold futures contracts on the underlying index and invest their collateral cash in Treasuries creating a stream of interest income approaching 5% per year. The charge on the funds is 55 basis points.

Three New Filings From First Trust

Three new funds from First Trust have been filed with the SEC:

- First Trust ISE-Revere natural Gas Index Fund (FNG) (continued on page 8)

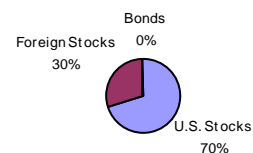
SADDLE RIVER CAPITAL MODEL ETF PORTFOLIOS - FEB 2007

AGGRESSIVE GROWTH

Total Return Month	Total Return Quarter	Total Return YTD	Total Return 1 Yr
-1.50%	0.07%	0.07%	12.08%

Value of a \$10,000 investment made from portfolio inception (12/31/2003): \$16,074

Asset Allocation

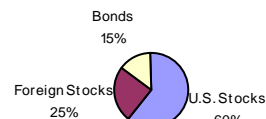


GROWTH

Total Return Month	Total Return Quarter	Total Return YTD	Total Return 1 Yr
-1.09%	0.11%	0.11%	9.84%

Value of a \$10,000 investment made from portfolio inception (12/31/2003): \$15,081

Asset Allocation

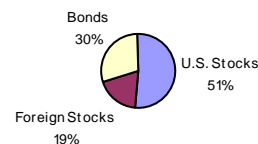


GROWTH & INCOME BLEND

Total Return Month	Total Return Quarter	Total Return YTD	Total Return 1 Yr
-0.79%	0.24%	0.24%	9.50%

Value of a \$10,000 investment made from portfolio inception (12/31/2003): \$14,324

Asset Allocation

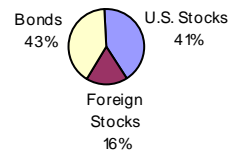


GROWTH & INCOME

Total Return Month	Total Return Quarter	Total Return YTD	Total Return 1 Yr
-0.17%	0.71%	0.71%	8.88%

Value of a \$10,000 investment made from portfolio inception (12/31/2003): \$13,522

Asset Allocation

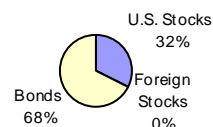


INCOME & PRESERVATION

Total Return Month	Total Return Quarter	Total Return YTD	Total Return 1 Yr
0.51%	1.37%	1.37%	8.19%

Value of a \$10,000 investment made from portfolio inception (12/31/2003): \$12,969

Asset Allocation



ETF SCORECARD - FEB 2007

	RETURN		
NAME	FEB	QTR	YTD
S&P 500 Index	-2.185%	-0.809	-0.809
NASDAQ Composite	-1.939%	0.036	0.036
MSCI EAFE	0.698%	1.339	1.339

Top 10 Best Performers for the Month

Name	Ticker	Total Return				30 Day Avg
		Month	Quarter	YTD	1 Yr	Volume
Ishares Lehman 20+ Year Treasury Bond	TLT	1.60%	3.00%	-1.50%	2.40%	1087770
Utilities Holder	UTH	1.50%	5.90%	3.30%	7.40%	222538
Ishares Lehman TIPS Bond	TIP	1.40%	2.00%	-0.10%	-0.60%	215362
Ishares Lehman 7-10 Year Treasury Bond	IEF	1.00%	1.70%	-0.70%	1.20%	239246
Ishares GS Investop Corp Bond	LQD	0.80%	1.50%	-0.10%	1.90%	143278
Utilities Select Sector Spider	XLU	0.70%	5.10%	4.70%	10.60%	3379973
Ishares Lehman Aggregate	AGG	0.60%	1.20%	-0.20%	1.30%	335867
Ishares Dow Jones US Utilities	IDU	0.50%	4.50%	4.70%	10.10%	58470
Vanguard Utilities Viper	VPU	0.30%	4.60%	4.70%	10.40%	16016
Ishares Lehman 1-3 Year Treasury Bond	SHY	0.30%	0.30%	-0.10%	0.10%	515346

Top 10 Worst Performers for the Month

Name	Ticker	Total Return				30 Day Avg
		Month	Quarter	YTD	1 Yr	Volume
Ishares MSCI Mexico	EWV	-8.60%	-3.50%	4.60%	21.90%	3437588
Ishares MSCI Malaysia	EWM	-8.30%	-1.10%	11.30%	30.60%	4712282
Ishares FTSE/Xinhua China 25	FXI	-8.20%	-4.50%	4.00%	25.10%	2142910
Ishares MSCI Emerging Markets	EEM	-7.50%	-4.00%	0.00%	12.40%	9082168
Ishares S&P Latin America 40	ILF	-7.50%	-4.20%	2.30%	18.50%	289748
Internet Infrastructure Holders	IIH	-6.70%	-4.70%	-5.70%	8.20%	162807
Ishares MSCI Brazil	EWZ	-6.70%	-3.00%	3.30%	17.00%	6134730
B2B Internet Holders	BHH	-6.60%	-8.20%	-5.70%	5.90%	56924
Ishares MSCI Hong Kong	EWH	-6.50%	-4.10%	1.80%	10.80%	3090145
Powershares Golden Dragon Halter USX China	PGJ	-6.20%	-3.30%	8.00%	28.50%	483975

Name	Ticker	Total Return				30 Day Avg Volume
		Month	Quarter	YTD	1 Yr	
Large Cap						
Growth						
Ishares Russell 1000 Growth Index	IWF	-3.60%	-1.90%	0.70%	9.00%	1517474
Ishares Morningstar Large Growth Index	JKE	-3.80%	-2.00%	-0.40%	8.20%	30857
Vanguard Growth Vipers	VUG	-3.50%	-1.90%	0.40%	9.10%	164388
StreetTracks DJ Wilshire Large Cap Growth	ELG	-3.30%	-1.90%	0.60%	8.80%	31002
Ishares S&P 500 Growth Index	IVW	-3.40%	-2.30%	-1.00%	6.40%	388725
Ishares Russell 3000 Growth Index	IWZ	-3.50%	-1.70%	0.70%	9.10%	58131
Powershares Dynamic Large Cap Growth	PWB	-4.00%	-3.30%	0.10%	7.90%	166561
Nasdaq 100 Trust Index	QQQQ	-4.10%	-1.70%	-1.60%	11.50%	NM
Blend						
Diamonds Trust Series I	DIA	-3.60%	-2.80%	0.30%	7.80%	8821538
Ishares S&P Global 100 Index	IOO	-3.00%	-2.40%	-1.40%	5.00%	67003
Ishares S&P 1500 Index	ISI	-3.20%	-1.60%	0.80%	8.40%	44295
Ishares S&P 500	IVV	-3.40%	-1.90%	0.40%	8.00%	1267970
Ishares Russell 1000 Index	IWB	-3.40%	-1.70%	1.10%	8.60%	464939
Ishares Russell 3000 Index	IWV	-3.40%	-1.70%	1.10%	8.80%	427129
Ishares Dow Jones US Total Market Index	IYY	-3.40%	-1.50%	1.00%	8.80%	97629
Ishares Morningstar Large Core Index	JKD	-3.30%	-2.70%	0.60%	8.10%	12218
Market 2000 Holders	MKH	-3.10%	-3.10%	0.20%	6.60%	2610
Ishares NYSE Composite Index	NYC	-3.20%	-1.30%	1.50%	8.50%	10397
Ishares S&P 100 Index	OEF	-3.50%	-3.30%	-0.80%	7.00%	67462
Rydex S&P Equal Weight	RSP	-3.40%	-0.50%	2.10%	10.90%	344414
S&P 500 Spiders	SPY	-3.50%	-2.00%	0.30%	7.90%	74783744
Streettracks Total Market ETF	TMW	-3.30%	-1.80%	0.60%	8.50%	5253
Vanguard Pacific Stock Vipers	VPL	-1.60%	2.20%	4.70%	8.30%	162565
Vanguard Total Stock Market Vipers	VTI	-3.40%	-1.60%	0.90%	8.90%	203974
Value						
Ishares Russell 1000 Value	IWD	-3.30%	-1.50%	1.30%	8.60%	1036886
Ishares Morningstar Large Value Index	JKF	-3.20%	-2.00%	0.50%	6.20%	47073
Vanguard Value Vipers	VTV	-3.30%	-1.60%	0.90%	7.90%	119705
Streettracks DJ Wilshire Large Cap Value	ELV	-3.40%	-1.90%	0.60%	8.10%	19208
Ishares S&P 500 Barra Value	IVE	-3.40%	-1.90%	1.60%	9.30%	315904
Ishares NYSE 100 Index	NY	-3.30%	-2.60%	0.10%	6.00%	43596
Powershares Dynamic Market	PWC	-3.50%	-1.10%	2.10%	9.10%	64290
Powershares Dynamic Large Cap Value	PWV	-3.20%	-1.70%	1.00%	8.30%	133426
Streetracks DJ Global Titans	DGT	-0.70%	-0.60%	1.20%	6.60%	18759
Ishares Dow Jones Select Dividend Index	DVY	-2.70%	-0.60%	1.70%	7.70%	406552
Ishares MSCI EMU Index	EZU	-3.20%	-0.90%	2.00%	12.20%	149372
Ishares Russell 3000 Value Index	IWW	-3.40%	-1.60%	1.20%	8.60%	79104
Mid Cap						
Growth						
Ishares Russell Midcap Growth Index	IWP	-3.40%	-0.10%	2.40%	12.90%	150217
Ishares Morningstar Mid Growth index	JKH	-3.10%	0.00%	2.30%	12.50%	11876
Ishares S&P Midcap 400 Growth Index	IJK	-3.30%	0.50%	3.00%	11.70%	94934
Streettracks DJ Wilshire Smallcap Growth	DSG	-3.70%	-0.20%	2.10%	12.30%	4056
Powershares Dynamic Midcap Growth	PWJ	-3.80%	0.80%	4.20%	12.60%	71381
Powershares Dynamic OTC	PWO	-3.80%	0.10%	0.20%	8.90%	28911
Blend						
Ishares Morningstar Mid Core Index	JKG	-3.30%	0.50%	3.30%	14.00%	15504
Ishares S&P Midcap 400 Index	IJH	-3.10%	0.90%	3.50%	11.90%	303008
Ishares Russell Midcap Index	IWR	-3.00%	0.40%	3.30%	12.80%	278304
Midcap Spiders	MDY	-3.00%	1.10%	3.70%	11.80%	2732120
Vanguard Midcap Vipers	VO	-3.30%	0.10%	1.90%	11.60%	160275
Vanguard Extended Market Vipers	VXF	-3.40%	0.00%	2.00%	12.10%	44141
Value						
Ishares Russell Midcap Value Index	IWS	-2.90%	0.60%	3.90%	12.70%	199808
Ishares Morningstar Mid Value Index	JKI	-2.90%	0.20%	3.60%	12.20%	12564
Ishares S&P Midcap 400 Barra Value	IJJ	-3.00%	1.40%	4.00%	11.80%	121976
Powershares Dynamic Midcap Value	PWP	-4.30%	0.70%	4.40%	13.40%	46340

Name	Ticker	Total Return				30 Day Avg Volume
		Month	Quarter	YTD	1 Yr	
Small Cap						
Growth						
Ishares Russell 2000 Growth Index	IWO	-4.20%	-0.50%	1.20%	10.80%	2337642
Ishares Morningstar Small Growth Index	JKK	-3.90%	-0.30%	1.20%	9.30%	10815
Vanguard Smallcap Growth Vipers	VBK	-3.60%	0.30%	2.40%	12.40%	40242
Ishares S&P Smallcap 600 Growth	IJT	-4.00%	-0.10%	1.40%	9.70%	65786
Powershares Dynamic Smallcap Growth	PWT	-3.90%	0.10%	0.70%	9.80%	44535
Blend						
Ishares Morningstar Small Core Index	JKJ	-4.20%	-1.30%	0.50%	10.10%	15823
Ishares S&P Smallcap 600 Index	IJR	-4.10%	-0.60%	1.10%	9.90%	1093388
Ishares Russell 2000 Index	IWM	-4.00%	-0.70%	1.00%	9.80%	52187592
Vanguard Smallcap Vipers	VB	-3.60%	-0.10%	1.10%	10.70%	59255
Value						
Ishares Russell 2000 Value Index	IWN	-3.90%	-1.20%	0.80%	9.10%	1800405
Ishares Morningstar Small Value Index	JKL	-4.00%	-0.80%	0.80%	9.40%	10739
Vanguard Smallcap Value Vipers	VBR	-3.80%	-0.60%	-0.10%	8.90%	80969
Streettracks DJ Wilshire Smallcap Value	DSV	-3.70%	-0.50%	1.70%	9.60%	8670
Ishares S&P Smallcap 600 Value Index	IJS	-3.90%	-0.90%	1.20%	10.30%	114873
Powershares Dynamic Smallcap Value	PWY	-5.10%	-2.50%	-1.40%	8.90%	68533
Sector/ Industry						
Basic Material						
Materials Select Sector Spider	XLB	-2.10%	3.30%	7.00%	17.70%	5200441
Ishares Dow Jones US Basic Materials	IYM	-3.30%	1.90%	5.60%	16.40%	199585
Vanguard Materials Viper	VAW	-3.20%	2.60%	7.10%	19.90%	32388
Consumer Cyclical						
Consumer Discretionary Spider	XLY	-4.50%	-3.10%	1.50%	16.10%	1372983
Ishares Dow Jones US Consumer Services	IYC	-4.10%	-2.40%	3.00%	14.40%	100509
Retail Holders	RTH	-3.80%	-1.20%	4.60%	10.50%	2588124
Vanguard Consumer Discretionary Viper	VCR	-4.20%	-2.30%	2.10%	17.10%	13576
Powershares Dynamic Media	PBS	-3.90%	-2.30%	4.60%	16.50%	34321
Consumer Non-Cyclical						
Consumer Staples Select Sector Spider	XLP	-2.20%	-1.30%	2.70%	3.10%	1626514
Ishares Dow Jones US Consumer Goods	IYK	-3.00%	-1.70%	1.10%	6.20%	31166
Vanguard Consumer Staples Viper	VDC	-2.70%	-1.40%	1.70%	3.70%	36596
Powershares Dynamic Food & Beverage	PBJ	-3.40%	-0.20%	3.00%	7.80%	19510
Energy						
Energy Select Sector Spider	XLE	-1.90%	-2.00%	-6.00%	2.20%	23289090
Ishares Dow Jones US Energy	IYE	-2.10%	-2.20%	-5.80%	3.10%	97828
Oil Services Holders	OIH	-0.50%	-0.50%	-6.90%	0.90%	10692593
Ishares Goldman Sachs Natural Resources	IGE	-1.40%	-0.50%	-3.90%	2.60%	81069
Ishares S&P Global Energy Sector	IXC	-2.00%	-2.40%	-7.80%	-1.10%	84231
Powershares Wilderhill Clean Energy	PBW	-2.00%	5.30%	2.30%	2.00%	529829
Vanguard Energy Vipers	VDE	-1.60%	-1.40%	-6.40%	2.50%	44574
Financial						
Financial Select Sector Spider	XLF	-4.90%	-3.00%	0.80%	7.40%	9894253
Ishares Dow Jones US Financial Sector	IYF	-4.70%	-2.80%	1.00%	8.00%	47190
Vanguard Financials Viper	VFH	-4.70%	-2.90%	0.50%	7.70%	78553
Ishares Dow Jones US Financial Services	IYG	-5.10%	-3.50%	0.60%	6.70%	12981
Regional Bank Holders	RKH	-4.20%	-1.60%	2.70%	4.90%	363976
Ishares Dow Jones US Real Estate	IYR	-5.00%	-3.60%	2.50%	15.90%	4198513
Ishares Cohen & Steers Realty Majors	ICF	-5.40%	-2.90%	3.50%	18.50%	607988
Streettracks Wilshire REIT	RWR	-5.40%	-2.80%	1.80%	14.40%	133036
Ishares S&P Global Financials Sector	IXG	-4.70%	-2.40%	0.60%	7.40%	36033
Vanguard REIT Index Vipers	VNQ	-5.20%	-2.80%	1.80%	14.20%	214349
Ishares KLD Select Social Index	KLD	-3.30%	-2.10%	-0.60%	6.90%	8480

Name	Ticker	Month	Total Return Quarter	YTD	1 Yr	30 Day Avg Volume
Sector/ Industry						
Healthcare						
Health Care Select Sector Spider	XLV	-2.60%	-2.40%	1.30%	2.70%	2016210
Ishares Dow Jones US Healthcare	IYH	-2.60%	-2.10%	1.50%	3.20%	152697
Vanguard Health Care Vipers	VHT	-2.70%	-2.00%	0.90%	3.00%	43766
Ishares Nasdaq Biotechnology	IBB	-4.80%	-3.60%	-3.90%	4.40%	1026853
Biotech Holders	BBH	-4.00%	-4.50%	-2.80%	1.50%	286572
Pharmaceutical Holders	PPH	-2.00%	-3.10%	0.40%	1.00%	669424
Ishares S&P Global Healthcare Sector	IXJ	-2.80%	-1.70%	0.50%	0.80%	119014
Powershares Dynamic Biotech & Genome	PBE	-6.00%	-4.20%	-4.60%	5.50%	99524
Powershares Dynamic Pharmaceuticals	PJP	-3.70%	-4.10%	0.70%	7.60%	33725
Technology						
Technology Select Sector Spider	XLK	-3.40%	-2.90%	-2.00%	8.80%	2275819
Ishares Dow Jones US Technology	IYW	-3.80%	-2.70%	-2.50%	9.00%	137876
Ishares Goldman Sachs Technology Index	IGM	-3.70%	-2.00%	-1.40%	10.60%	192469
Streettracks Morgan Stanley Technology	MTK	-3.60%	0.10%	-1.80%	11.00%	24472
Vanguard Information Technology Vipers	VGT	-3.60%	-2.20%	-2.00%	9.40%	41210
Internet Holders	HHH	-3.90%	0.70%	2.80%	13.10%	188603
B2B Internet Holders	BHH	-6.60%	-8.20%	-5.70%	5.90%	56924
Internet Architecture Holders	IAH	-5.30%	-5.20%	-2.50%	13.30%	49721
Internet Infrastructure Holders	IIH	-6.70%	-4.70%	-5.70%	8.20%	162807
Ishares Goldman Sachs Networking	IGN	-3.00%	3.30%	1.50%	12.90%	205100
Ishares Goldman Sachs Semiconductor	IGW	-0.90%	1.80%	-1.60%	2.40%	162558
Ishares Goldman Sachs Software Index	IGV	-4.50%	-1.60%	-2.70%	10.10%	183455
Broadband Holders	BDH	-3.40%	0.00%	-5.90%	-6.00%	238479
Semiconductor Holders	SMH	-0.10%	1.80%	-0.30%	1.00%	14165276
Software Holders	SWH	-3.60%	-3.40%	-5.20%	6.60%	224590
Ishares S&P Global Technology Sector	IXN	-3.70%	-3.20%	-3.20%	7.20%	32465
Powershares Dynamic Semiconductors	PSI	-1.00%	4.00%	3.40%	7.40%	100644
Powershares Dynamic Software	PSJ	-4.30%	-1.40%	0.30%	12.00%	43397
Powershares Dynamic Networking	PXQ	-3.40%	1.20%	3.30%	18.50%	33075
Telecommunications						
Ishares Dow Jones US Telecom	IYZ	-1.30%	-0.50%	7.30%	14.10%	235386
Telecom Holders	TTH	-1.20%	-0.90%	7.30%	14.00%	136131
Wireless Holders	WMH	-2.40%	0.10%	-3.10%	6.10%	8890
Ishares S&P Global Telecom	IXP	-2.50%	-0.40%	3.90%	17.90%	41390
Vanguard telecom Services Vipers	VOX	-2.20%	-1.40%	5.80%	15.80%	40261
Utilities						
Ishares Dow Jones US Utilities	IDU	0.50%	4.50%	4.70%	10.10%	58470
Utilities Select Sector Spider	XLU	0.70%	5.10%	4.70%	10.60%	3379973
Utilities Holder	UTH	1.50%	5.90%	3.30%	7.40%	222538
Vanguard Utilities Viper	VPU	0.30%	4.60%	4.70%	10.40%	16016
Industrials						
Industrial Select Sector Spider	XLI	-3.80%	-0.90%	0.90%	9.80%	2147378
Ishares Dow Jones Transportation Average	IYT	-6.10%	-0.80%	3.10%	13.50%	792833
Ishares Dow Jones US Industrial	IYJ	-3.70%	-0.50%	2.30%	10.90%	37098
Vanguard Industrial Vipers	VIS	-3.60%	-0.50%	1.30%	11.20%	15755
Commodity-Based						
Ishares COMEX Gold Trust	XLI	-1.20%	2.60%	3.30%	6.80%	153854
Streettracks Gold Shares	GLD	-1.20%	2.50%	3.20%	6.70%	5654214
Ishares Silver Trust	SLV	-0.40%	4.50%	1.10%	9.40%	397679
Fixed Income						
Fixed Income						
Ishares Lehman TIPS Bond	TIP	1.40%	2.00%	-0.10%	-0.60%	215362
Ishares Lehman 1-3 Year Treasury Bond	SHY	0.30%	0.30%	-0.10%	0.10%	515346
Ishares Lehman 7-10 Year Treasury Bond	IEF	1.00%	1.70%	-0.70%	1.20%	239246
Ishares Lehman 20+ Year Treasury Bond	TLT	1.60%	3.00%	-1.50%	2.40%	1087770
Ishares GS Investop Corp Bond	LQD	0.80%	1.50%	-0.10%	1.90%	143278
Ishares Lehman Aggregate	AGG	0.60%	1.20%	-0.20%	1.30%	335867

Name	Ticker	Total Return				30 Day Avg
		Month	Quarter	YTD	1 Yr	
International						
Global						
Ishares MSCI EAFE	EFA	-2.50%	-0.10%	2.40%	9.70%	5935442
Ishares S&P / TOPIX 150 Index	ITF	-1.10%	2.60%	6.30%	7.00%	29355
Streettracks Dow Jones STOXX 50	FEU	-3.00%	-1.80%	1.00%	6.40%	40707
Asia Pacific						
Ishares MSCI Pacific Ex Japan	EPP	-3.50%	0.60%	2.40%	14.40%	241857
Ishares MSCI Japan	EWJ	-0.70%	3.10%	6.90%	7.70%	19311900
Ishares MSCI Hong Kong	EWH	-6.50%	-4.10%	1.80%	10.80%	3090145
Ishares FTSE/Xinhua China 25	FXI	-8.20%	-4.50%	4.00%	25.10%	2142910
Ishares MSCI Australia	EWA	-2.10%	2.80%	2.40%	14.20%	886675
Ishares MSCI Singapore	EWS	-6.10%	-0.30%	6.60%	28.90%	4978822
Powershares Golden Dragon Halter USX China	PGJ	-6.20%	-3.30%	8.00%	28.50%	483975
North America						
Ishares MSCI Canada	EWC	-3.10%	0.60%	-1.10%	3.00%	404082
Europe						
Europe 2001 Holders	EKH	-4.00%	-0.30%	2.90%	16.30%	2666
Ishares MSCI Austria	EWO	-3.50%	-2.60%	2.00%	14.90%	176696
Ishares MSCI Belgium	EWK	-4.80%	-2.20%	2.20%	11.20%	117909
Ishares MSCI France	EWQ	-2.70%	-0.80%	1.30%	8.90%	105913
Ishares MSCI Germany	EWG	-3.00%	0.10%	4.60%	16.20%	532457
Ishares MSCI Italy	EWI	-2.50%	-1.70%	-1.10%	7.80%	229119
Ishares MSCI UK	EWU	-2.30%	-1.50%	-1.40%	5.20%	524760
Ishares S&P Europe 350	IEV	-3.10%	-1.30%	0.80%	9.20%	203486
Ishares MSCI EMU	EZU	-3.20%	-0.90%	2.00%	12.20%	149372
Ishares MSCI Sweden	EWD	-3.30%	-4.10%	4.50%	21.40%	253982
Ishares MSCI Spain	EWP	-3.80%	-1.70%	2.00%	20.50%	284434
Ishares MSCI Switzerland	EWL	-3.30%	-2.50%	1.50%	9.70%	180507
Ishares MSCI Netherlands	EWN	-3.50%	-0.80%	2.30%	8.50%	110953
Streettracks Dow Jones Euro STOXX 50	FEZ	-3.10%	-1.50%	1.80%	9.90%	96280
Vanguard European Stock Vipers	VGK	-3.00%	-1.20%	0.70%	9.50%	284890
Emerging Markets						
Ishares MSCI Emerging Markets	EEM	-7.50%	-4.00%	0.00%	12.40%	9082168
Ishares MSCI Taiwan	EWT	-4.80%	-2.00%	-4.10%	11.40%	5281010
Ishares MSCI South Korea	EWY	-4.30%	3.60%	-1.00%	6.80%	1230238
Ishares MSCI Brazil	EWZ	-6.70%	-3.00%	3.30%	17.00%	6134730
Ishares MSCI Malaysia	EWM	-8.30%	-1.10%	11.30%	30.60%	4712282
Ishares MSCI Mexico	EWX	-8.60%	-3.50%	4.60%	21.90%	3437588
Ishares S&P Latin America 40	ILF	-7.50%	-4.20%	2.30%	18.50%	289748
Ishares MSCI South Africa	EZA	-4.80%	0.20%	5.90%	17.40%	126513

- **First Trust ISE Water Index Fund (FWT)**
- **First Trust Chindia Index fund (FCI)**

The First Trust Revere Natural Gas Index Fund will track the ISE-Revere Natural Gas Index, an equal-weighted bogie consisting of 30 companies that derive a significant portion of revenue from natural gas.

The First Trust ISE Water Index Fund will track the ISE Water Index, a cap-weighted index of the 36 largest companies that derive the bulk of their revenue from the potable water and wastewater indexes.

The First Trust Chindia Index fund will track the performance of 40 Chinese and Indian companies with ADRs in the US.

Claymore Has Filed for Six New ETFs

The Claymore/Clear Global Exchanges, Brokers & Asset Managers will track an index of fifty stocks from around the world. As with other Claymore funds, this ETF will layer on a quantitative screen to chose stocks with the best risk/reward profile.

The Claymore/Clear Global Vaccine Chain will select 25 companies from developed markets that are in the vaccine business.

The Claymore S&P Global Water Fund will feature 50 stocks from developed markets in the water business.

The Claymore/Sustainable Canadian Royale Fund will select 30 Canadian companies in the oil business.

The Claymore/Zacks Country Rotation Fund will follow a country rotation strategy.

The Claymore/Zacks International Yield Hog Fund is the ex-U.S. version of the Claymore Zacks Yield Hog Fund (CYM).

For further information on ETFs or Saddle River Capital's ETF Portfolios please contact Dick Wolfe at 201-391-4500, email: dick@saddlrivercapital.net



SADDLE RIVER
CAPITAL MANAGEMENT LLC